

The Newsletter of Auto-sleepers Owner's Club

June 2024



AGM 2024



Editors Edit

Welcome to the June 2024 Issue of the ASOC Newsletter. I hope you enjoy reading it. I must admit, this Issue was a bit of a challenge to put together, because of a shortage of material. Fortunately, at the eleventh hour, several members came to my rescue with some interesting articles, news and photographs. If you are tempted to send something for possible inclusion in future Newsletters or on the ASOC Website (www.asoc.uk.com), please don't hesitate it is always appreciated. It can be current, past or future related. You can send it to me by email or the old fashioned way by post.

Your participation is key to the success of this Newsletter. Cutoff date for articles for next newsletter is 10th August. As we transition from the briskness of spring into the warmth of summer, editorial endeavours continue to evolve and adapt. The world of publishing is ever-changing, and it's essential to stay attuned to the latest trends and developments. In this month's newsletter, we bring you a blend of insights, and tips.

CONTENTS

- 3. Chairman's Chat
- 4. Delightful Dartmouth
- 7. Full facility camp sites or basic essentials.
- 9. Spotlight on Nuevo
- 11. Twelve rounds with Boxer
- 13. Press Information
- 14. For Sales
- 16. Air suspension or Air Assist
- 18. Club Rallies
- 29. LPG Gas Testing
- 31. Filling your Tank
- 36 Crossword
- 37. AGM Letters
- 40. A Gathering of Passionate Motorhome Enthusiasts
- 42. Announcement

Auto-Sleeper



NEWS

The Newsletter of Auto-Sleeper Owner's Club

Chairman's Chat

Hello from your new Chairman. Didn't we all have a good time at the National?

(I thought it was only us gels that danced around our handbags - In glad rags.....)

Although I do hear there were a couple of cases of mild sunburn, including Peter, whose ears had very pink tips! On the subject of the National I can assure all the walkers and cyclists who attend that the subject of pedestrian egress has been addressed and we are assured that next year there will be some means for you to get out of the site without having to find an accommodating vehicle.



I would like to thank you all for making the effort to show your appreciation for all the work the National Rally Team put in, it *is* very much appreciated. On a personal note, I would like to thank the Committee for attending and contributing, under very extenuating circumstances in some cases – you lot get to choose, it's expected of them and I'm sure you all appreciate that. And, what I found particularly encouraging was the number of first time ralliers at the National, it was great to meet you all and I hope you continue with the Club.

I guess we're all looking forward to the rally season getting into full swing, and our holidays. Peter and I are heading off the Europe at the end of may and it's lovely to see how many of you are heading to Rüdeshim, so see you there. I've had a shuffy at the rally plaques and I have to say they're a bit special.

Finally can I say how much I appreciate all of your words of encouragement and support of me in taking on this role. I'm sure it will make the job easier knowing you're all behind me, wishing me well, so thank you.

Chris Brown
(Very new) Chairman

Delightful Dartmouth



Dartmouth Club Site is a stunning campsite with a sea view. It's just a few minutes away from Dartmouth, a town on the banks of the picturesque River Dart. The spacious campsite has a large camping field and many great facilities, including a family shower room, dedicated accessible facilities, a laundry room, a children's play area and more”

Besides being nationally known as one of the prettiest coastal towns in the UK, Dartmouth has much more to offer than just beautiful scenery and gorgeous streets. With a vibrant town centre,

abundance of history, top events and a welcoming charm amongst all its inhabitants, it's no wonder that Dartmouth makes for a perfect holiday destination all year round.

The Dart Music Festival is a yearly event that takes place in Dartmouth, Devon, UK. It usually occurs over a weekend, featuring a diverse range of music genres including Blues, jazz, rock, classical, folk, and more. The festival showcases both local talent and nationally recognised acts, with performances taking place in various venues across the picturesque town of Dartmouth, including pubs, churches, and outdoor stages. It's a celebration of music and community that draws both locals and visitors alike to enjoy the lively atmosphere and diverse musical offerings.

The site is at the top of Dartmouth and is an easy downhill walk into town (via lane opposite). The walk follows the narrow lane, past wild garlic plants, jack in the hedge and Three-Cornered Leek , all edible plants for wild garlic pesto, salads or sandwiches (for another page). the walk takes you past to English Heritage Dartmouth Castle.

The walk back is as all coastal towns, uphill, so its advisable to catch the bus from the town to right outside the camp site (Bus time tables are available from site).

It's a five minute walk from the campsite to Stoke Fleming Village Shop where you can pick up all your essential shopping including local produce. It's also home to the village post office.

If you want to avoid cooking while staying at Dartmouth Camping site, food is served at the **Green Dragon pub**, at **Stoke Lodge Hotel** and **Radius 7** in the village. Check opening and food times in advance.

Close by are Slapton sands, Blackpool sands, Torcross beaches



Between Start Point and Dartmouth lies Slapton Sands, a two-mile ribbon of sand with a road running along its top. The village of Torcross is the gateway to the Sands, and in its beachfront car park stands a restored Sherman tank raised from the nearby seabed in 1984

The Torcross Sherman Tank transcends its role as a mere wartime relic; it embodies the resilience and spirit of the Allied forces during one of humanity's darkest

chapters. Its presence serves as a somber tribute to the lives lost during Exercise Tiger and, by extension, throughout the entirety of World War II.

For visitors to Torcross, the Sherman Tank offers a unique opportunity to connect with history on a personal level. Standing in the shadow of this formidable war machine, one cannot help but feel a sense of reverence and gratitude for the brave souls who fought and died for the freedoms we enjoy today. The tank serves as a focal point for remembrance, a place where visitors can pay their respects to the fallen and reflect on the cost of war.

Ken Small who campaigned for years to recover the Tank, uncovered the whole heartrending story whilst researching how the tank came to be lying just off the beach, and produced his best-selling book [The Forgotten Dead](#) that tells the whole story.



The town's connections to the military remain strong to this day, with Britannia Royal Naval College continuing to train officer cadets as it has done since its opening in 1905. The College sits high on a hill overlooking the River Dart. Its distinctive design by Sir Aston Webb, with its red brick and Bath stone, make an iconic part of Dartmouth's history. It was here that Her Majesty the Queen first officially met His Royal Highness the Duke of Edinburgh in 1939.



Across the water is Kingswear via a ferry.

The ferry has been transporting vehicles and foot passengers between Dartmouth and Kingswear since the 1700s. It is operated using a floating platform pushed along by a tug. The crossing offers lovely views of Dartmouth, Kingswear, Britannia Royal Naval College, Dartmouth Castle and the open sea.

The ferry is fully equipped to accommodate wheelchair users and crews are there to assist.



Please let me know if you're able to help out with any articles, or If you have other suggestions for improving our newsletter. Your participation is key to the success of this Newsletter.

Phill

(ASOC Editor)

editor@asoc.uk.com

Full facility camp sites or basic essentials.

We started caravanning in 1976 with a second hand caravan, and joined British Leyland (Rover) caravan and camping club. Back then, most rallies were what we generally call "Greenfield sites". Some quite literally farm fields, others were sports clubs or school playing field grounds. Facilities were limited to say the least. Most were on grass with just a water tap for fresh water and an elsan point for toilet and grey waste but still fond memories of good company and enjoyable rallies.

Our caravan was by today's standard, sparse with 12 volt lights, one gas mantle light, gas fire cooker and cooler box. We did a lot of weekend or extended weekend rallies and holiday outings both with the club and independently. Roughing it by today's standard.

In 1994 we decided to change to a VW camper van but soon realised that we missed the comforts and space of the larger caravan in particular the shower and toilet compartment so we went for a second hand Auto Sleeper Legend.

In with the paperwork was an application to join ASOC which we did in 1996 and the rest as they say is history.

Many of our early rallies were basic sites but we now had everything we needed on board so we just went for it.

In 1998 we ran our very first rally at Weston Super Mare Rugby Club for the November Carnival, then in 2000 our first Burnham on Sea Carnival Rally.

Later we added Brean, Cheddar, Weymouth and others while also enjoying many of the other member's rallies. Some were on commercial sites, some at sports clubs.

Sadly in recent years it has been noted that the numbers attending rallies seems to be dropping with many member's only attending rallies that are on hard standing and full facility sites.

Why?

We spend a lot of time and money choosing a camper or Motorhome with all the facilities on board then seem reluctant to make good use of them.

The pros and cons of full facility or basics.

I think we all appreciate full facility sites with superb heated toilet and shower block, washing up facilities, bar or club and maybe a shop on site as opposed to simple grass pitch water tap and elsan point. But the former tend to be out of town and often with limited or no public transport. They are more expensive, and for the rally organiser or marshals these usually require exact numbers to book pitches and maybe non refundable if anyone cancels.

Full facility camp sites or basic essentials (Cont)

The basic or green field options tend to be more flexible and convenient as they are close to or actually within the towns or villages and with access to public transport so we park up and stay. They are cheaper and from an organisers point they are more flexible. We provisionally book X number of places and give or take a few just pay for those attending. Good examples are Winchester cricket club, stroll along the river path to the city or catch the bus outside the gate. Then Leon's field St. Ives Cambridge just stroll over the bridge and you are in the town. Newton Abbott Rugby Club on the edge of a retail park just outside the town and buses passing right by. There is also Hampton Ferry right by the river on the edge of the town and Whitby on a school playground near a pub and supermarket and a bus stops right outside the site or just walk down into the town for the Regatta and other attractions.

All limited facilities but interesting, cheap and very convenient.

Apparently we have some members who have not even rallied at all yet.

Maybe they prefer their own company or prefer to do their own thing.

Well that's perfectly alright, we can respect and go along with that.

We all feel that way at times but it's also sometimes nice to meet up with familiar faces to socialise if we choose with the added advantage that often they know the area and places of interest or if you have any problems or queries about your camper you may meet someone who has been there sorted that.

Finally, how sure are you that rallies are not your thing. Have you tried any?

If not, then perhaps 2024 gives an opportunity to test the water as they say.

To new members and seasoned members alike we wish a belated happy new year and look forward to meeting up during the year.

Brian and Linda Ellis 2360

Exploring the Auto-Sleeper Nuevo: A Quintessential UK Motorhome



In the realm of motorhomes, the Auto-Sleeper Nuevo stands as a testament to British craftsmanship and innovation. Renowned for its compact yet spacious design, this iconic vehicle has captured the hearts of adventurers and holidaymakers alike. Let's take a journey into the world of the Auto-Sleeper Nuevo and uncover what makes it a beloved choice for travel enthusiasts across the United Kingdom.

A Legacy of Quality

Auto-Sleeper, a leading motorhome manufacturer based in the UK, has a rich heritage dating back over half a century. Since its inception in the early 1960s, the company has been committed to producing motorhomes of the highest quality, blending practicality with elegance. The Nuevo model exemplifies this commitment, embodying the essence of British engineering and design expertise.

Compact Yet Spacious

One of the standout features of the Auto-Sleeper Nuevo is its clever utilisation of space. Despite its compact dimensions, this motorhome offers a surprising amount of room inside, making it ideal for couples or small families seeking adventure on the open road. The layout is thoughtfully designed to maximise functionality without sacrificing comfort, with ample storage options and versatile living spaces.



Flexible Floor plans

The Auto-Sleeper Nuevo is available in a range of floor plans to suit different preferences and requirements. Whether you prefer a fixed bed layout for added convenience or prioritise a spacious lounge area for socialising and relaxation, there's a configuration to match your needs. This adaptability is one of the key reasons why the Nuevo remains a popular choice among discerning travellers.

Attention to Detail

Step inside the Auto-Sleeper Nuevo, and you'll immediately notice the attention to detail that sets it apart. From the luxurious furnishings to the high-quality finishes, every aspect of the interior is crafted with care and precision. The kitchen area is equipped with all the essentials for preparing meals on the go, while the bathroom features modern amenities for added comfort and convenience.

Driving Experience

Beyond its interior comforts, the Auto-Sleeper Nuevo offers a pleasurable driving experience, thanks to its responsive handling and reliable performance. Built on a sturdy chassis, this motorhome delivers a smooth and stable ride, whether navigating winding country lanes or cruising along the motorway. With its compact dimensions, it's also easy to maneuver and park, allowing you to explore even the most remote destinations with confidence.

Iconic Design



The Auto-Sleeper Nuevo's timeless design has made it a familiar sight on roads across the UK. With its sleek contours and distinctive profile, it exudes an air of sophistication and class. Whether parked up at a picturesque campsite or on the move, it never fails to turn heads and spark admiration from fellow travellers.

Conclusion

In summary, the Auto-Sleeper Nuevo is more than just a motorhome; it's a symbol of British ingenuity and adventure. With its clever use of space, flexible floorplans, and attention to detail, it offers a truly exceptional travel experience for those seeking the freedom to explore the great outdoors. Whether embarking on a weekend getaway or an extended road trip, the Nuevo is the perfect companion for your next adventure.

Editor

12 rounds with a boxer called Nuevo

Round one 2012

We purchased Nuevo from Exeter, 2 berth, big enough for us two and small enough to get on drive. Our history of vans started with old VW Type 2, new VW Type 5, three children and two dogs. The Nuevo was massive in comparison, with separate toilet/shower and now no children.

One of the first things to do was a comprehensive rust treatment, crawling under van with goggle, stiff brush and spray., should be ok for some years,

Round two 2013

Boxer hits back, now the rattles are apparent, did the usual, plates, cups, cooker grill pan, no difference.

Found cupboard doors rattling, adjusted catches and installed soft close bumper stickers, sorted.

Boxer still hitting back, a small rattle from the roof now, appears the two black clips holding roof have lost their grip, installed black heat shrink cable protector to take up slack, sorted (note to self, don't leave roof closed and blackout screen pulled shut in full sun, as the heat is excessive).

Round three 2014

We hit back, oval ceiling lights, have gone yellow and had fluorescent tubes. Tried cleaning diffusers, with fine grit sand paper, with fair results but not happy with tubes.

Replaced with modern flat LED fitting and integral touch switch. Much much brighter and less load on battery.

Round four 2015

Nearly KO by boxer, whilst travelling on dual carriageway rear tyre blows out, replaced with spare from under van.

spare was original well over 10 years old and exposed to the elements, still held pressure, so slow drive home. (note to self, check each year)

Decided to replace all tyres with quality motorhome tyres, as they were all different makes.

Finally in this round a positive, as the new tyres have made the road noise on motorway nearly disappear. No MORE turning radio right up to hear when on motorway. (note to self stick with these tyres).

Round five 2016

Still punching low, whilst parked on grass, noticed the weight of the van caused the step to be really close to floor. Checked heights when back and found the horse carriage leaf springs had lost some of the support.

Looked at options, air suspension, air assist, new leaf springs and went for air assist.

Cost for DIY air assist £200 ish, 2 hours and **best accessory so far**. No more hanging on to steering wheel when being over taken by lorries on motorway and no more waddling around corners and even quieter now.

Round six 2017

Another boxer hit, now 12 years old and radiator has small leak.

Classic aluminium radiator problem, rust will always attack the weaker metal, as part of radiator is galvanised metal, aluminium will always loose.

Replaced radiator and treated all metal to aluminium areas.

Round seven 2018

Leisure battery flat after winter layup, after wrestling the seat off (WHO thought putting the battery under the drivers seat was a good idea?) Re-located battery to under side seat/bed and installed isolator in circuit, so the battery can now be turned off over winter.

Round eight 2019

Replaced Radio with modern DAB and Bluetooth, for handsfree

Round nine 2020 Covid.

Round ten 2021

Had a couple of areas of the cupboard plastic covering come loose, tried compact adhesive, another blow by boxer, it's a NO NO as it softens the covering to much and is impossible to get back correctly. Found industrial superglue to be perfect, instant fixing.


Round eleven 2022

No punches thrown.

Round twelve 2023

After now 18 years as boxer, eyesight was clouding over, cleaned a few times over years, but now needs new eyes.

End of rounds (Editor).



PRESS INFORMATION

We are pleased to announce the launch of our brand-new website www.auto-sleepers.com.

We have been working behind the scenes to create an all-new website with our customers in mind. A range of new features have been added, making the website easy to guide and discover the award winning range of Auto-Sleepers products from the comfort of your own home.

New features include a filter to find your perfect motorhome, everyone has different ideas of perfection, and this is why we have included this feature. Simply select the options that suit you best to find your perfect Auto-Sleeper to begin your next adventure. Also new for our website is the compare model feature. If you need that final helping hand to decide which Auto-Sleeper model would suit your next trip, this handy comparison tool is here to see how each model compares to one another to find which one is best suited for you.

All our 2024 brochures can be found on our website and these are now interactive, making browsing through the ranges as simple as possible for our customers. The useful information such as handbooks, reviews, videos and owners information can be found in the new Discover and Owners sections.



For Sale

Two Bicycles Chameleon folding electric bikes. £385ea / £700 the pair

The original purchase was in 2014 and have hardly been used at all, probably 25-30 miles or so at the most. The batteries have been regularly charged in line with manufacturers' recommendations. They fold easily and tow can fit in the boot of a medium sized car.

The 10Ah batteries are locked onto the frame and are removable for storage. The keys for the batteries and the supplied bike lock are present (Two sets each). The batteries can be charged on the bike or removed. They give the bike a range of around 20 miles (depending upon riding conditions). It is surprisingly powerful.

The bike frame is made from aluminium and the bike weighs 20.5kg. it has Shimano 6 speed gears. Although stored in doors in my garage, there is some minor surface marking on bare metal parts from condensation. Please study the pictures.

We paid £700 for them recently and are just trying to resell them as we have realized that bike riding is not for us due to health reasons. The original price for these bikes was £800 each when new. I have carried them both easily on our Bourton. We live in Herefordshire, where you can see them and try them out and take them home.

You can contact me at technical@asoc.uk.com or 07773430639.

Many thanks
Alec



FOR SALE

E-Ranger folding Electric Bike with lights, bike stand and Shimano 6 speed gears + rear pannier bag. Purchased 6 years ago and mainly only used during the summer months. Folds up quickly and fits into the supplied carrier bag for easy transport. Weighs 24kg including batt, which is locked onto the bike and can be charged either in situ or removed with key (2 supplied) and gives around 50km when using pedal assist.

Price £395 ono

Contact 07756 465302

Regards Janis Wood 4201



Exploring the Contrasts: Air Suspension vs. Air Assist in Motorhomes

Introduction:

As the world of motorhomes continues to evolve, the integration of air-based systems for enhanced comfort and performance has become increasingly prevalent. Among these systems, air suspension and air assist are two prominent technologies that serve distinct purposes. Understanding the disparities between the two can greatly influence the choice of motorhome enthusiasts. In the context of the UK's diverse terrain and road conditions, discerning the dissimilarities becomes even more crucial. Let's delve into the disparities between air suspension and air assist in the realm of UK motorhomes.

Air Suspension:



Air suspension is a sophisticated system designed to replace traditional steel spring suspensions in motorhomes. Instead of steel coils or leaf springs, air suspension utilises airbags that are inflated and deflated with compressed air to support the vehicle's weight and absorb road shocks. This technology offers several advantages:

1. **Adjustability**: One of the primary benefits of air suspension is its adjustability. Drivers can modify the air pressure in the airbags to alter the ride height and stiffness of the suspension system. This adaptability allows for customisation according to the load, road conditions, and driving preferences.
2. **Improved Ride Quality**: Air suspension provides a smoother and more comfortable ride compared to conventional suspensions. By absorbing road imperfections more effectively, it reduces vibrations, bumps, and jolts, enhancing overall comfort for passengers.
3. **Levelling**: Many motorhomes equipped with air suspension feature automatic levelling systems. These systems use sensors to detect uneven terrain and adjust the air pressure in individual airbags to maintain a level ride, ensuring stability and comfort, particularly when parked.
4. **Installation**: can often require replacement of leaf springs, due to weight of vehicles and possible altering geometry of vehicle wheels, its recommended work to be carried out by garage.

Air Assist:

In contrast to air suspension, air assist systems are primarily aimed at enhancing the performance and safety of motorhomes, especially when towing heavy loads. Rather than replacing the existing suspension, air assist systems work in conjunction with it to provide additional support. Here are key aspects of air assist systems:



1. **Load Support**: The primary function of air assist systems is to support the motorhome's suspension when carrying heavy loads or towing trailers. By inflating air springs installed between the chassis and axle, these systems help maintain proper ride height and prevent sagging, thereby improving stability and control.
2. **Adjustable Pressure**: Similar to air suspension, air assist systems offer adjustability. Drivers can regulate the air pressure in the air springs to accommodate varying loads, ensuring optimal performance and safety whether the motorhome is fully loaded or empty.
3. **Enhanced Towing Capabilities**: Air assist systems are particularly advantageous for motorhome owners who frequently tow trailers or caravans. By minimising sag and sway, these systems enhance towing stability, reducing the risk of accidents and improving overall handling.
4. **Installation**: Can be installed in as little as 2 hours, requires no suspension alterations, just removal of bump stops.

Conclusion:

In the realm of motorhomes in the UK, the choice between air suspension and air assist systems depends largely on individual preferences, driving habits, and intended usage. While air suspension prioritises ride comfort and adaptability, air assist systems focus on load support and towing capabilities. Both technologies offer unique advantages and contribute to a safer, more enjoyable driving experience. Whether cruising along winding country roads or embarking on cross-country adventures, understanding the disparities between air suspension and air assist can help motorhome enthusiasts make informed decisions tailored to their specific needs and preferences.

Editor

Club Events Martin Ross rally@asoc.uk.com

16 - 21 June 2024 (5 Nights) Wigginton Grasshoppers FC Rally

Mill Lane, Wigginton. York YO32 2PY
Rally Marshals: Alan & Glenis Hurst 07982416878
Les & Pat Udale 07762 164776
Les & Carolyn Lamley 07923 054306
Site fee: £12 per night
Rally fee: Couples £4.50. Singles £2.50.

Site details: Greenfield site with water, chemical disposal, toilets, showers & changing rooms. Squash Club evening bar.

Booking slips and cheque payable to:
Mr Alan Hurst, 6 Chadwick Street, Little Lever, Bolton BL3 1ND.
Include an email for booking confirmation.

Area information: Bus stop at the site entrance with regular buses to York and Haxby village with local shops, supermarkets, takeaways and pubs
Directions: From the A64, exit onto the A1237 York North to Clifton Moor roundabout. Take the B1363 signposted Helmsley and Wigginton. At the first traffic lights turn right into Mill Lane Wigginton. Site is 150 metres on the left signposted Sports Club Playing Fields.

Friday 21st June – 26th June 2024. Manor Farm Camping Woodmansey, Beverly. HU17 0SA

Rally Marshals : Glyn & Sue Tomkins
Emergency Telephone:- 07968 130051
Site fee £28.00 per night including hook up, showers and toilets
Rally Fee £4.00 couples ,£2.00 singles.
Send cheque to :- Glyn Tomkins, The Close, Broomfield, Bradford, Yorkshire, BD14 6PJ.
These are good grass pitches on the rally field, but NO DOGS on the rally field, a pitch off the rally field may be possible .
Attractions:- Bus or cycle into Hull for very interesting Museums. Bus ,Cycle,Walk into Beverly. Saturday is market day ,not to be missed. A look round the Minster is a must.
¼ mile to nursery and cafe. ¾ mile to Garden centre and Restaurant.
12 minutes to pub or 2 bus stops.
Buses ¼ mile
Friday night is pie night on site (please text order on Thursday, details on confirmation)
Saturday night is pizza night on site .
Please send SAE or email in CAPITALS FOR DIRECTIONS AND CONFIRMATION
LIMIT TO 20 VANS ,PLEASE REPLY BEFORE END OF MARCH.

25 - 30 June 2024 (5 nights) Newton Abbot Rugby Club

Rydon Industrial Estate, off Newton Road, Kingsteignton, Newton Abbot, TQ12 3SJ

Booking opens 1 May 2024

Site fee: £60.00

Rally fee: £3.00

Postal bookings and cheques only

No arrivals before 1.00 pm

Non electric, grass area, toilets, showers, water, elsan and Club bar.

Electric available if needed for mobility scooters.

Send rally slips and cheques for £63.00 payable to:

Brian Ellis, 52 Golf Links Road, Burnham on Sea, Somerset, TA8 2PP

ell.ba82@yahoo.co.uk Telephone 01278 784524. email for enquiries only

This is an excellent location ideal to explore this area of Devon.

A Retail Park opposite and a Beefeater pub.

A short walk to the town of Newton Abbot and fairly flat.

Bus stops on the main road for both directions.

Bus and trains from Newton Abbot to Teignmouth, Paignton, Dartmouth, Exeter.

28 June - 8 July 2024 (10 nights) Campingplatz am Rhein. Rudesheim am Rhein. Germany

Rally Marshals: Liz Irvin, Chris and Peter Brown,

Rally Fee: £25.00 this is not refundable if offered a place.

Site and Fees: The site fee at £39 per night is £390, this includes electricity and tourist tax.

For 1 person £29 per night. There will be an adjustment depending on the exchange rate at the time. Only the rally fee of £25 is payable to reserve a place.

Enquiries and Applications :lizirvin@outlook.com 07711 271568. Please do not phone between 03/12/2023 and 27/01/2024 as I will be in a 12-hour difference time zone.

Payment details: This must be made by bank transfer. Account details will be passed to members on receipt of application.

Limit: 25 vans

www.campingplatz-ruedesheim.deThe campsite is by the river with easy walking into Rudesheim and the moorings for the river ships. The site is listed with the Caravan and Motorhome Club. Rudesheim is in the UNESCO World Heritage site of the Upper Middle Rhine Valley and has many tourist attractions and restaurants. Good walking and cycling from the campsite. I hope to organise a wine tasting, visit to the Asbach Brandy visitor centre and a group visit to a local restaurant for those who are interested. The ring tour involves a cable car ride to the monument above Rudesheim, a walk along the top visiting various viewpoints above the Rhine, descend to Assmannshausen on the chair lift and return to Rudesheim by ship. The rally is timed for the Rhine in Flames on 06/07/2024. Some of the fireworks can be seen from Rudesheim but the 6-hour cruise includes a two-course meal, and all seven firework displays from the flotilla of ships. Last year it was €99 per person.

Saturday 6th July - 11July (5 nights) **Stafford Boat Club, Maple Way, Wildwood Stafford ST17 4SG**

Rally Marshalls: Janet and Peter Murphy,
Telephone 07746293022

Site Fee: £20 Per Night with electricity

Rally Fee: £5 per couple. £3 singles

The Rally starts at 12 noon on Saturday 6th and finishes on Thursday 11th.

Please send rally slips and cheques plus a clear email address, phone number or return SAE to:

Mrs J M Murphy, 9 Pennine Rd, Hazel Grove, Stockport SK75BG

or email to Mystery1000@hotmail.co.uk

Bank transfer available if requested on the rally application form, but must be paid within two weeks of application, or the application will be withdrawn.

Site: Stafford Boat Club is one of the prime ASOC venues. A flat grass field on the side of the Staffs&Worcester canal with coarse fishing available from the site, and some tuition.

There is direct access to the towpath and the hostelries within walking distance. Access to the rally field is down a steepish slope from the main road via a housing estate

.There are shops, a bus stop and a pub on the main road, but the hill can be a tiring 15 minute walk for the less able. Taxis are available.

We have the use of the excellent Clubhouse and reasonably priced bar from 8pm for quizzes, games and socialising, unless there is a function booked. There are toilets and showers in the club house, plus a laundry is available. It is advised that campers use their own facilities.

Dogs allowed on a lead only.

Stafford is 10 minutes away by bus. The National Memorial Arboretum, Trentham Gardens and Shugborough Hall are all an easy drive away. See barges being hauled out and repaired in the canal shipyard.

Owing to clashing rallies we are short of an assistant Marshall. Someone to assist marking out the day before the rally and to assist providing a holiday atmosphere by helping to run activities like walks and a few competitions.

Anyone can apply, experienced or not. The club is short of rally organisers at the moment so this is a good chance for new people to get involved and to get to know fellow members.

If you are interested tell us on your rally application form.

11 - 16 July 2024 (5 nights)
Leon's Field, St Ives, Cambridgeshire

Huntingdon, Cambs. PE27 5ER

Rally Marshalls: Barbara & Al Buckett Mobile No: 07818 006733

APPLICATIONS OPEN ON 1ST APRIL 2024.

Rally limited to 40 vans

Green field site – No electricity – No toilets.

(Charging facilities available for mobility scooters only)

Site fee: £10.00 per night.

Rally fee £2.00 per unit or £1.50 singles.

Total for 5 nights £52.00 per unit or £51.50 singles.

Rally slips and cheques payable to:

Mr A Buckett 16 St Margarets Drive Walmer Deal Kent CT14 7UJ or BANK TRANSFER

Enclose SAE or email address for confirmation and directions.

IF YOU PREFER TO PAY BY BANK TRANSFER PLEASE CONTACT US AND WE WILL GIVE YOU THE BANK DETAILS.

The site is by the Great Ouse river 200 yards from the picturesque town centre. There is a market on

Friday and Monday and there are plenty of pubs, restaurants, cafes and a variety of shops.

Buses run every 10 minutes to Huntingdon and Cambridge. A trip on the St Ives guided bus to Cambridge is quite an experience and bus passes are accepted. Beautiful riverside walks nearby.

Dogs on leads are welcome.

PLEASE DO NOT arrive before 12pm on Thursday. Rally closes 11am Tuesday.

Do not enter St Ives town centre. Follow directions.

10 - 15 August (5 nights) Redcar Rugby Club,
Green Lane, Redcar, TS10 3RW

From A19 N or S take A174 signposted Redcar & cont to 6th roundabout. Turn left onto A1085. Cont thru Marske and along coast road to Redcar. Look for sign for Redcar Rugby Club & turn left onto Green Lane. At roundabout take 2nd exit. Entrance to site on right in 200 yds.

Rally Marshall Martin Ross.

Assistant Marshal John (Ozzie) Osland Jones

Emergency telephone number 07901 771040

Site Fee £10.00 pn no electric.

Rally Fee £5.00 couples £3.50 singles.

Couples £55.00 Singles £53.50.

Please send your rally slip and cheques to:

Martin Ross: Elvina Wold Road, Barrow-upon-Humber, North Lincolnshire, DN19 7BT.

Email: rossim1982@gmail.com

Including a SAE or clearly written email address for confirmation.

10 - 15 August (5 nights) Redcar Rugby Club, continued.

This is a level grass site, 5 mins walk to the beach with good cycle routes. Buses run regularly directly from the bottom of Green Lane to Marske, Saltburn, Staithes, Runswick Bay and many other places on the way to Whitby. Buses also run directly into Redcar or its a 20 to 30 minute stroll along a promenade right next to the beach, where there are numerous shops, with a Morrison's supermarket, pubs, cafes and fish and chip shops, including Pacittos - famous for its lemon top ice creams.

The clubhouse bar is open 5 pm - 11 pm where meals are available certain nights. There are showers and toilets. Dogs welcome on leads at all times.

Rally starts 12 noon Sat 10 August and finishes 11 o'clock Thurs 15 August.

Whitby Rally follows on starting Thurs 15th August and is only 40 - 50 minutes drive away across the scenic North York Moors via A171.

Rally Supplement Caedmon College Whitby 2024 15th -20th August 2024 (5 nights) Caedmon College, Whitby, North Yorks.

Rally Marshals: Liz Irvin, Peter, and Chris Brown

Emergency Tel. No. 07711 271568 (Marshal's mobile) email lizirvin@outlook.com

Site Fees £17.00 per night. Rally Fees £6.00 couples, £5.00 singles.

Total with rally slip £91.00 couples, £90.00 singles.

We have the use of toilets, showers, but no electricity available.

This is a new site for us, and is larger, as our previous site closes in July. We are on a level grass field, nearer to the centre of Whitby and the Cinder Track Cycle route. There is a good bus service. The rally follows on from the Redcar rally for those wishing to travel around the North Yorkshire Coast.

Arrivals after 12 noon on Thursday.

Booking slips by post or online. Cheques payable to Mrs E Irvin. This year, payment can be made by BACS. Please request BACS details on your booking slip, and I will forward you the details. Your booking will be confirmed when I receive your payment. Send to Mrs E. Irvin, 43 School Lane, Kirk Ella, HULL, East Yorkshire. HU10 7NP. lizirvin@outlook.com Mobile 07711 271568. Please enclose SAE, or clear email address on slip for confirmation. In June and early July, please use email or mobile contacts, for confirmation.

The Whitby Regatta is a 3-day event starting on Saturday. Subject to weather conditions, the Red Arrows are booked for Saturday afternoon, with the Lancaster Bomber display both Saturday and Sunday afternoons. On Monday evening there is a firework display. The school is on Prospect Hill, the Whitby end of the Guisborough Road.

Directions: From Scarborough on A171, continue over the river bridge, turn left at the traffic lights and then the first right to the school. From Guisborough or Pickering on A171, enter Whitby and continue straight over the roundabout into Mayfield Road. Site on left before the traffic lights.

Post code YO21 1QD

15 -18 August 2024

The Western Motorhome Show Malvern

Three Counties Showground, Malvern

Emergency telephone 07885 812512

Rally Marshals: Gary & Pat Wanklin Assisted by John and Jean Gutsell

If you require a booking form go to www.outandaboutlive.co.uk booking forms or book online

Please mark the form ASOC and note the special club site fees

Arrive Thursday £80 arrive Friday £75. All bookings for Saturday night entertainment must be made and paid to Warner's when returning the application form to them.

Application's close on Wednesday 31st July 2pm If you wish to rally with the club then you must return the application form to Warner's by this date.

Then you MUST complete a club rally slip (this also applies to internet bookings) Return it with the rally fee of £3 couples £2 singles, cheques payable to Gary Wanklin 18 Beverley Way Malvern Worcs WR141LA Telephone 01886 832364.

Please collect the club rally information pack from the ASOC Marshals before parking where directed

The rally will finish at 12 Noon on Sunday but you may remain on site until 12 Noon Monday

19 - 23 August 2024 (4 nights)

St. Cross Symondians Cricket Club Winchester SO23 9RT

BOOKINGS OPEN 1 JUNE

Please do not arrive before 12 noon

limit 30 Vans

Rally Marshals: Bob & Angela Warwick and John & Frances Thomas

Emergency Telephone 07530 366237

Site Fees: £56.00

Rally fee: £4.00

Please send your rally slip and cheque for £60.00 payable to:

R.G Warwick 14 Furneaux Gardens Fareham Hants PO16 7HD

Telephone 01329 236442 Mobile 07530 366237

together with your Email address or a SAE for confirmation and directions.

This is a Greenfield site with a CDP and water point. Own sanitation required

The site is less than a mile from Winchester Centre.

There is a bus stop right outside the site on the other side of the road which will take you to Winchester, alternatively it is a nice walk along the river.

Buses to Southampton are from the near side of the road, buses are also available from Winchester bus station to Romsey, Alresford Alton and various other destinations.

Places of interest: At Alresford there is the Watercress Line (steam train), various National Trust Houses, Royal Green Jackets Museum, Whitchurch Silk Mill, Jane Austen's House, Winchester College tours, Intech Science Centre, Marwell Zoo and Winchester Cathedral.

3 - 11 September 2024 Two Sites Scottish Rallies 2024 Lothian Bridge Caravan Park, Newtongrange, Dalkeith EH22 4TP

Callander Woods Holiday Park, Stirling Road, Callander, FK17 8LE

BOOKINGS OPEN 1 JUNE

Rally Marshals: Moira 07891 704186 & Allan Blackstock 07969 312703

Site fee: £235 (this includes a non-refundable deposit of £10)

Rally fee: £8 Couple £4 Single

Cheques rally slips to:

M Blackstock, 39 Sumpter Croft, Penwortham, Preston PR1 9UJ or

if you wish to pay by bank transfer please ring 01772749178 or 07891704186 or

email moiblac39@gmail.com for details

4 nights at Lothian Bridge, a pleasant site all hardstandings by an impressive viaduct. The bus stop for Edinburgh is near the site entrance with Tesco Store on route. Opposite the park entrance there is a pub serving food, a short walk takes you to the village where there is a Co-op a cafe and a craft centre, Rosslyn Chapel (mentioned in Dan Brown's The Davinci Code) is 6.5 miles and (in our opinion) well worth a visit, the National Coal Mining museum is about 1 mile.

4 nights at Callander Woods Holiday Park. All hardstanding on the edge of the Trossachs National Park, with good walking and cycling opportunities. Just over 1mile to the centre. Bus stop to Callander or Stirling near the site gate. Callander is a small town with shops and cafes a car park big enough to take motorhomes and a small park by the river Tieth. Sir Walter Scott steamship offering cruises is 22 miles away on Loch Katrine.

29th August to 3rd September 2024 (5 nights) Hampton Ferry Evesham

Rally Marshals: Liz Irvin, Jean and Dennis Downie.

Emergency Tel. No. 07711 271568 (Marshal's mobile) email lizirvin@outlook.com

Site Fees £10.00 per night. Rally Fees £5.00 couple, £4.00 singles.

Total with rally slip £55.00 couple, £54.00 singles.

This is a greenfield site. Water points, waste, and toilet empty points. No electricity. The site is situated in a bend of the river Avon. There are three Caravan rally meadows and Raphael's Licensed Restaurant. The Restaurant opens from 9am in the summer months. On Sunday there is a Carvery for which booking is advised. Fishing available on site. A farewell meal is planned on Monday evening. Please be aware the site is on a flood plain so there is a possibility of cancellation.

Across the river is a privately owned holiday caravan site. It is only a short walk into Evesham and there are many riverside walks nearby.

On Friday 30th August, our President. Charles Trevelyan and Angela Trevelyan have arranged a visit to the Bugatti Trust, Prescott Hill near Cheltenham. Charles has arranged a special rate of £7,50 per head and would like to show us round. I looked at the possibility of transport but it is too expensive so we would need to use our own transport. There is a maximum of 20 places, and perhaps we can arrange a morning and an afternoon group depending on demand. There is a possibility of refreshments in the Clubhouse, sandwiches, cakes etc. Please show on your application form if you are interested in A, the visit and B, the refreshments.

29th August to 3rd September 2024 (5 nights) Hampton Ferry Evesham cont

Arrivals after 12 noon on Thursday. We will be using the meadow next to the restaurant. Booking slips by post or online. Applications accepted from 1st May. Cheques payable to Mrs E Irvin. Payment can be made by BACS. Please request BACS details on your booking slip, and I will forward you the details. Your booking will be confirmed when I receive your payment. Send to Mrs E. Irvin, 43 School Lane, Kirk Ella, HULL, East Yorkshire.HU10 7NP. lizirvin@outlook.com Mobile 07711 271568. Please enclose SAE or include your email address, clearly, on slip for confirmation. In June and early July, please use email or mobile contacts, for confirmation.

Hampton Ferry is at the end of Boat Lane, Evesham Worcester.WR11 4BP.

5 - 9 September South West motorhome Show 2024

Shepton Mallet, Somerset. BA4 6QN

Rally Marshals: Martin Ross & Bob & Angela Warwick

Emergency Telephone 07901771040 Mobile.

Please use booking form from Other magazines Please Mark the form ASOC and note the special club site fees:

Rally from Thursday 5th to Sunday 8th September,

Arrive Thursday £80

Arrive Friday £75

All bookings for Saturdays entertainment must be made & paid with Warners when returning the application forms to Warner's by 2pm Wednesday 21st August.

If you wish to rally with the club then return the application form to Warners by 21st August.

Then you must also complete a club rally slip (this also applies to internet bookings).

Return it with the rally fee of £5.00 couples, or £3.50 for singles, Rally slips and cheques payable to: Martin Ross, "Elvina" Wold Road, Barrow-upon-Humber, DN19 7BT.

Mobile 07901771040. Email : rossim1982@gmail.com

Please collect the club rally information pack from the ASOC marshal before parking where directed.

The rally finishes at 12 noon Sunday but you may remain on site until 12 noon Monday.

There are no electric hookups on site.

9 - 15 September 2024 (6 nights) Holiday Resort Unity, Brean, TA8 2RB

Near to Burnham on Sea, and Weston Super Mare, Somerset

BOOKING OPENS 1 JULY 2024

Pitch fee: £118.50

Rally fee: £2.50

Total cost: £121.00

Note: no arrivals before 12.00 pm

Limited to 25 pitches

25 ASOC June 2024

9 - 15 September 2024 (6 nights) Holiday Resort Unity, Brean, TA8 2RB cont.

Rally slips and cheques payable to:

Brian Ellis, 52 Golf Links Road, Burnham on Sea, Somerset, TA8 2PP

Phone 01278 784524. Postal bookings and cheques only.

Note: cheques will be banked about two weeks before the rally.

All pitches are hard standing with electric and water. Excellent toilet and showers, A small shop on site for essentials and a bar, cafe, restaurant, club, and the Splash swimming pool.

Bus stops outside the site to Weston and Burnham or bring your bikes because it is a nice area for cycling to Bridgwater, Axbridge, and Cheddar or with an off road cross country cycle path route about 7 miles from Brean to Uphill at Weston Super Mare

A popular dog friendly full facility site. It is an ideal run up to Briarfields rally or as a follow on rally from Shepton Mallet Motor Caravan Show which finishes on Sunday 8th but allows stop over until Monday 9th

There is 7 miles of walkable dog friendly beach with the site about midway between Burnham town centre one way and the other way to the Brean Downs with its caf  s and the Napoleonic fort plus excellent views, take binoculars to get the best of the vast views. Great for dog walking (but please keep dogs on leads over the Brean Downs for their safety).

Briarfields Touring Caravan Park Cheltenham GL51 0SS

16 - 20 September 2024 (4 Nights)

This rally follows on from Holiday resort Brean Somerset and the Shepton Mallet motor caravan show..

Rally Marshal: Martin Ross

Assistant Marshal : Arthur & Cheryl Allen

Site Fees £27pn for 4 nights £108 + Rally Fee Couples 5.00

Singles £3.50 Please send your RALLY SLIP and a CHEQUE for Couples £113 or

Singles £111.50 payable to Martin Ross "Elvina" Wold Road, Barrow-upon-Humber North Lincolnshire DN19 7BT

together with a clear e-mail address or an SAE for confirmation and directions.

20 pitches only. Please do not arrive before 1-00pm

This is an adults only site with full facilities, hard standing pitches with electric hook up.

This site is ideally situated for experiencing Regency Cheltenham renowned for its exclusive shopping; with charming boutiques and shopping centres and also the historic city of Gloucester with it's wonderful Cathedral where Harry Potter was filmed, dockside, award winning Waterways Museum and its Quays outlet shopping centre.

The site is well positioned as a base to explore the beautiful quaint Cotswold villages of Bourton on the Water, Stow on the Wold and Morton in the Marsh.

There is an excellent bus service which runs frequently (every 15 minutes during the daytime and every 20 minutes throughout the evenings) from outside the park entrance to both Cheltenham and Gloucester..

20 - 22 September 2024

**THE MOTORHOME AND CAMPERVAN SHOW SEASONS FINALE, AT
LINCOLN LN2 2NA**

Marshals Glyn and Sue Tomkins

Emergency Telephone 07968 130051

Please use the booking form from MMM or book online with Warners, <https://www.outandaboutlive.co.uk>. Mark the form with ASOC club and note the special club fees.

Arrive Thursday £80 or Friday £75.

Bookings for Saturday night entertainment must be made and paid to Warners on their booking form.

You must book through Warners and only send the rally fee to the Rally Marshal

Applications closing date 4th September, if you want to rally with the Club you must return the form before this date.

You must also send a rally slip to me with your rally fee. Couples £3.00, Singles £2.00. SAE or a legible email address for conformation.

Cheques payable to G. Tomkins – The Close, Broomfield, Clayton, Bradford West Yorkshire BD14 6PJ.

Please collect club rally information from the marshal before parking where directed.

**Shrewsbury – West Midlands Showground (ACCEO National Rally)
Wednesday 2nd to Monday 7th October 2024**

This is a peaceful site with its own fishing rights on the banks of the River Severn.

Less than 15 minutes' walk from Shrewsbury town centre, where tourist sites and shopping are within easy reach. You can follow the winding medieval streets of Shrewsbury, explore the castle and abbey, stroll around gardens and parks, following the Darwin Town Trail (the evolutionist was born here) and take boating trips on the Severn.

There are many pubs, restaurants and cafes plus train and bus connections from the centre of Shrewsbury to many lovely places including Bridgnorth and Ludlow.

Half an hour drive from Ironbridge Gorge and the Shropshire Hills.

This is part of the Association of Camping and Caravanning Exempted Organisations (ACCEO) annual National Rally. The core rally is Friday to Sunday at £56 including Friday and Saturday entertainment with optional nights of Wednesday, Thursday and Sunday at £18 each night.

Bookings on ASOC rally slip by email to pcb7ty@btinternet.com with payment to ACCEO either by BACS, Credit Card or Cash on entrance to the rally.

The rally is to be hosted on behalf of ACCEO by the Eldis Owners Club who will facilitate a programme of optional social evenings, some with professional entertainment.

Fri. 15th – Tue. 19th November 2024 (4 nights)

Victoria Park Southport

Emergency Tel No : 07901 771040, & 07763 773877 mobile

Rally Marshals: Martin Ross, Dave & Wyn Crabbe.

Site Fee: £19:00 per night including Electric hook up, Rally Fee: £5.00 couples. £2.75 singles, this may change if a marquee becomes available, attendees will be informed.

This is a public park and green field site. Dogs welcome on a lead on site at all times.

A fish and chip supper has been arranged for Friday evening. Chips @ £2.75, Fish (cod) @ £5.25, small £6.50 Please indicate on the booking form your order and send payment with the form.

Booking form & cheques payable to Martin Ross, "Elvina" Wold Road, Barrow-upon-Humber, North Lincolnshire, DN197BT.

Limit of 25 vans. Minimum 3 nights stay.

Please do not send form before the 1st of September.

Please send SAE for confirmation and directions or e-mail address clearly written (BLOCK CAPITALS) please.

If you would like to arrive and stay before or stay on after the rally there is a Caravan and Motorhome Club site adjacent to the park. Please book your extra nights with the CC site directly. This is not part of the rally and incurs an extra charge.

Attractions; Victorian coastal town of Southport and its shops, parks and beaches, it has the second longest Pier with tram in the country. switch on of Christmas lights will hopefully happen on that wkend, Liverpool with its wealth of attractions, architecture, museums, waterfront, Albert dock, and Liverpool One shopping centre. Martin Mere Wild Fowl centre. Ormskirk market town, Crosby Beach with the Antony Gormley statues, Red squirrel sanctuary at Formby and a lot more around the district and further afield. There is a Morrison's supermarket within 5 minutes' walk from the site.

Rally starts at 1200hrs. NB. There is a barrier across the entrance which requires a code to enter. Please do not arrive before 1200hrs as parking on the road will cause problems. Rally closes at 1000hrs Tuesday.

LPG Gas Tank Testing & Replacement

I have recently been asked about testing and inspection of the under-slung gas tanks fitted to Auto-Sleeper motorhomes and van conversions. After contacting Auto-Sleepers Service Department and their supplier, the following information will be of interest to all owners whose vehicle is 10 years or older.

- *All underslung LPG tanks should be externally inspected at each habitation check, and any corrosion or paint damage should be attended to by rubbing down and repainting.*
- *All underslung tanks should be inspected and pressure tested every 10 years. A certificate of such testing should be carefully retained.*
- *All gas regulators should be inspected annually and replaced every 10 years, as they have rubber diaphragm's which deteriorate.*
- *All rubber gas pipes should be inspected annually and replaced every 10 years, or earlier if there is a replacement date on them. This applies also to BBQ's and other outdoor gas-powered cooking equipment*
- *Gas bottles are inspected and tested each time they go back for refilling when exchanged. However, an inspection of the date on the skirt of each gas bottle which you may have had "hanging around" will indicate its suitability for use.*
- *Refillable gas bottles, such as Gaslow, Gasit etc should be inspected annually for damage, and tested every 10 years. A certified record of such inspection should be carefully retained*

I have spoken to Autogas 2000, who advise that currently, there is nobody certified to inspect / pressure test LPG tanks or refillable systems, and also that the NCC have advised members that they should not work on underslung tanks regarding this. Therefore, as there is nobody currently certified to test the tank, it means that once the tank is 10 years old, it must be replaced at a cost of circa £1k. However, should this situation change, and a suitable facility for testing becomes available, the general advice above is offered.

I have also spoken to Auto-Sleepers regarding fitting replacement tanks, and they currently do not carry this out. The only company that I currently am aware that can do this is Autogas 2000, who are happy to talk to any owner and give them an estimate for the work to be undertaken. Autogas200 are part of the club Discount for Members scheme.

Should you decide to use a local company, then I would suggest that you carry out your own due diligence on the company to ensure it would meet with current regulations and certification, and supply/fit the correct parts for your van.

LPG Gas Tank Testing & Replacement (cont)

Please remember that should you chose not to have any work carried out to an over age tank or system; you may be in breach of the conditions of insurance cover on your vehicle should anything go wrong.

It is worth noting that this advice also applies to gas systems that have been retrofitted to motorhomes that were not originally supplied with refillable systems.

Finally, Please note this guidance does not supplant or replace any further advice given by your insurer, who should be kept up to date regarding any changes to your motorhome from its original "as supplied" specification.

From the website

If you would like to take the PDF version of the magazine only, you will need to subscribe to the member area if you have not done so. We can then make the switch. Quite easy to do, just go to the website member area and subscribe.

In the members area is the complete list of rallies available to book through the Rally Marshals, or you can use :-

www.asoc.uk.com/member/R24

You will still need to login in with the member login details.

We have a PitchSTOP website, but still need members to send in sites they have used with a photo and details, so if you are touring Europe and enjoy a site or stopover on route, then let us know.

Have a look at the site **www.asoc.uk.com/p**

Whilst at the National Rally, some members did not know about our LPG fill station website.

This is from member recommendations who have used them. So have a look, and let us know of any you have used.

www.asoc.uk.com/lpg

Just use the contact button on the site.



HINTS AND TIPS SERIES

NUMBER THREE

The information provided in this document is, to the best of the Auto-Sleeper Owners' Clubs knowledge, comprehensive and accurate. However, no responsibility can be accepted for any loss or damage incurred during the implementation of the described actions

GUIDE TO TO FILLING YOUR LPG TANK

This Information has been provided by Auto-Sleepers
It is also available in your vans operating manual

LPG RE-FUELLING

LPG re-fuelling is simple and efficient, carried out in much the same way as petrol and diesel with a hose and nozzle designed to lock onto the filling connector on the vehicle. The refuelling point is located behind a black plastic cover on the offside of the vehicle behind the driver's door.

Once the connection is made, the customer simply presses and holds down a button on the dispenser until they have put the required amount of fuel into the vehicle or until the tank is full.

LPG tanks are fitted with a valve that stops the flow once the tank has reached its maximum safe filling level. Once the meter stops the customer simply disconnects the nozzle and returns it to the dispenser.

Note: Although the nominal capacity of the tank is 25 litres, a float valve automatically cuts off at 80% full to allow space for the gas vapour above the liquid. Therefore, the maximum amount of LPG which can be put into the tank is 20 litres.

There is a gauge for the LPG tank, fitted at the right hand side of the dashboard, which uses LED lights to indicate the fuel level.

Safety Note

- When arriving at the Autogas dispenser ensure the vehicle is parked with the filling connector located nearest to the dispensing pump.
- Apply the handbrake and switch off the engine. If the Combi space heater is running it will turn off automatically. It will need to be re-started at the control panel after the engine has been re-started.
- No smoking, naked flames or mobile phones are allowed on the Service Station forecourt.
- If the re-fuelling process will take longer than 15 minutes (ie with the ignition off) then turn the refrigerator off at its main switch in order to prevent it from switching automatically to the alternative energy source of gas and producing an ignition spark.
- The use of an adaptor in the UK is not recommended.

Please Note

- For European touring, adaptors for use with the UK bayonet filling connector may be used temporarily.
- Refilling of portable LPG cylinders is not allowed.
- All dispensing nozzles should be fitted with a nozzle shield. Please report to staff if missing.
- When disconnecting from the the van filler point, you will experience a small amount of gas blow back from the nozzle

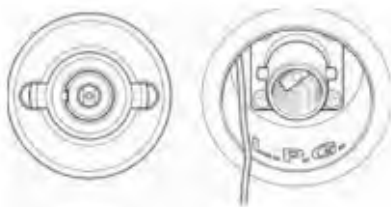


LPG underslung tanks

A member kindly compiled this little table, which may help to interpret the LEDs. But it depends upon the tank being set at the correct angle. But please remember this is only a guide and maybe different for your tank.

Red LED only (not normally on):	say 4 litres left
1 green LED: 2 litres (plus reserve of 4)	= 6 litres left
2 green LED: 4 litres (plus reserve of 4)	= 8 litres left
3 green LED: 6 litres (plus reserve of 4)	= 10 litres left
4 green LED: 8 litres (plus reserve of 4)	= 12 litres left
5 green LED: 10 litres (plus reserve of 4)	= 14 litres left
6 green LED: 12 litres (plus reserve of 4)	= 16 litres left
7 green LED: 14 litres (plus reserve of 4)	= 18 litres left
8 green LED: 16 litres (plus reserve of 4)	= 20 litres left

Filling Nozzles



When connecting the nozzle to the filler valve on your vehicle always check that the locking pins are aligned.

There are two main types of filling nozzles used in the UK - 'Gas Guard' and 'De Visser'. Gas Guard uses a rotating barrel to lock on to the filler valve whereas De Visser uses a lever.

Gas Guard nozzle filling instructions

Ensure Gas Guard nozzles are fitted with protective nozzle shields. Report to site staff if missing. (*Nozzle shields have been removed from picture for clarity*).



1 Connecting: Push nozzle over the lugs on the filler valve and turn barrel a quarter turn clockwise to lock. Do not squeeze lever before nozzle is connected. Caution: From this moment onwards ensure hands are away from the nozzle barrel.



2 Pull back lever and latch into place. Ensure lever is latched securely. Follow instructions on dispenser to commence dispensing.

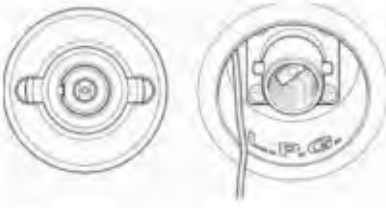


3 Disconnect: Ensure hands are away from the nozzle barrel. Caution: When dispensing has ended, squeeze back lever and release latch. Release lever fully. A small release of gas will occur as you release the lever. This is normal! Do not place hands on barrel until after the gas has been released



4 Turn barrel anti clockwise a quarter turn to release nozzle from vehicle. Replace nozzle in holder on dispenser.

Filling Nozzles

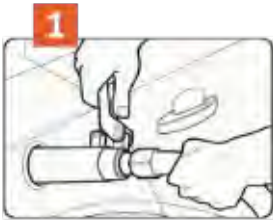


When connecting the nozzle to the filler valve on your vehicle always check that the locking pins are aligned.

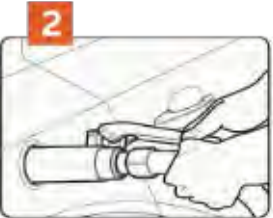
There are two main types of filling nozzles used in the UK - 'Gas Guard' and 'De Visser'. Gas Guard uses a rotating barrel to lock on to the filler valve whereas De Visser uses a lever.

De Visser nozzle filling instructions

Ensure Gas Guard nozzles are fitted with protective nozzle shields. Report to site staff if missing. (*Nozzle shields have been removed from picture for clarity*).



1 Connecting: Hold the hose behind the nozzle and the guard, keeping lever pushed forward with the handle at 12 o'clock position. Locate the nozzle over the lugs on the filler valve and turn the lever a quarter turn clockwise to lock.



2 Pull back lever towards hose and latch into place. Ensure lever is latched securely. Follow instructions on dispenser to commence dispensing.



3 Disconnect: Ensure hands are away from the nozzle barrel. Hold hose behind guard and release lever by pushing forward. A small release of gas will occur as you release the lever. This is normal, place hands on barrel until after the gas has been released. been released



4 Turn lever anti clockwise a quarter turn to release nozzle from vehicle. Replace nozzle in holder on dispenser.

Marquis Leisure LPG refill at Durham branch

Whether you're planning a trip to Northumberland, the Lakes or further afield, Marquis Durham is just the place to stop if you need a refill of LPG.

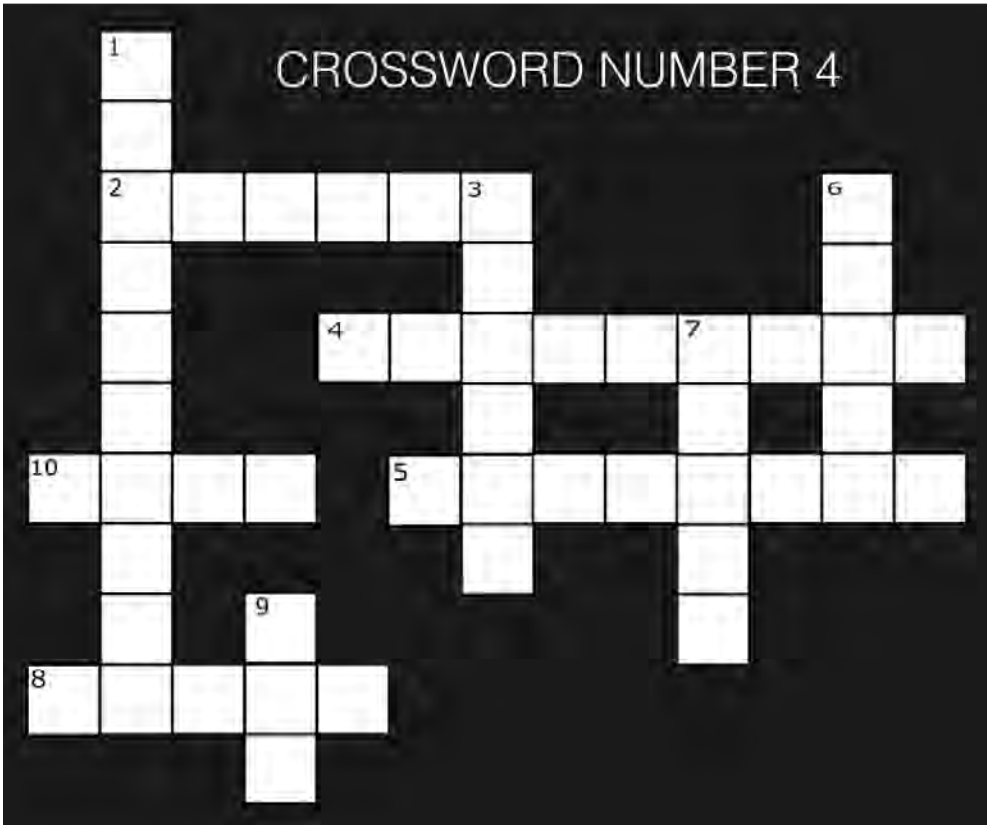
The opening of this LPG refill station makes it the third for Marquis following the installation at Marquis Exeter in 2022 and Marquis Surrey in 2023. While a member of staff is refilling your LPG why not take a look at the extensive range of motorhomes and caravans on site.

Our Durham branch is now offering the LPG refill service with immediate effect. Please note it is an attendant service only and is not self service.

*N.B This service **is not** for gas propelled vehicles or calor bottle refills.*



CROSSWORD NUMBER 4



ACROSS

2 imperial measurement

4 home of the cavern

5 name of Cotswold village 8 old money

10 it can fly

DOWN

1 wildfowl park in Gloucestershire 3 tidal river

6 another name for a smell

7 rice field

9 another name for a pub

Auto-Sleeper Owners

Club AGM:

May 2024



Members letters

Congratulations and a big thank you to the Committee and National Committee and all their helpers for a great national. The entertainment was brilliant as was the food. Great company as well. Even the weather was on our side for most of the time. I thought it was a very good weekend. Well done everyone.

David Moth 5217

We have just returned from Newark where all the hard work by the Committee ensured that we had a really great time.

Thursday Evening was a "Counties" Game hosted by John Geeson this proved to be a real Ice Breaker . I certainly know many more towns in Surrey that I did before .The Friday night entertainer Keith had us Dancing all night and in the Stuart Goodwin Hall the Stalls did a roaring trade , the Tea and Coffee also seemed to go down well (despite the lack of biscuits) and was a great opportunity to catch up with old friends and to welcome new ones .

Saturday Night was more Dancing interspersed by the Raffle organised by Bev , supported by Dave the caller , John and pair of Jeans .Sunday afternoon saw a meeting for potential new Rally Marshall alongside established ones who were able to give advice.

It was great to see some New Volunteers.

Sunday night saw the Quiz hosted by the one and only Ozzie - it certainly got the little grey cells agitated .The winners were treated to a gorgeous Red Velvet Cake kindly donated by SMC which was quickly devoured .Monday found us making our weary way home for a rest .

Thanks again to Liz , Martin , Chris and Pete for all your hard work over the year to make this a success we really do appreciate it .

Ian and Jean Sellers

1051

I just want to say a huge Thank You to all the ASOC members who helped me during the National Rally . In the Stuart Goodwin Hall they are :-

Steve/Carol - Regalia , Ian - Bring and Buy , Heather - Jigsaws,

John - Books , Dennis for demonstrating his 3D Printer, Mel and Dairne - Tombola , John and Jan - The Oxford Head Injury Charity Stall ,Jean , Pauline and Jean - Paintings ,Jean and Angie - Tea/Coffee Liz for ordering and transporting the Tea /Coffee provisions Chris for ensuring we didn't run out of Milk and Ronnie who helped to set up the Tables and Chairs and remove them afterwards .

The National would not be possible without your help

Martin Ross

38 ASOC June 2024

Report from the Stuart Goodwin Hall

This is the first year I have been in 'charge' of the Tea / Coffee Table so firstly I would like to apologise to everyone who missed the biscuits - mea culpa . I will try to do better next year (god willing) if I am asked again . Huge thanks to Martin, and also Ronnie and Angie for help with setting up the Hall and to Liz for procuring the coffee/Tea etc and transporting all the equipment needed to serve them . Also thanks to Chris for ensuring we didn't run out of milk .

Thank you for your donations .

Huge thanks are due to Angie and Bev who helped me serve and to Angie, Moira and Ann who helped with the washing and clearing up afterwards .

The Tea and Coffee raised £ 94.03p Books (John) £29.17p Jigsaws(Heather)£39 and Bring and Buy (Ian) £200.25p . Total £362.45p .

This sum along with the donations from the Tombola and Raffle will I am sure be greatly appreciated by the Charity .

So thank you to everyone who donated goods and money and also everyone who helped to sell Raffle Tickets and who stepped in to help when they saw that it was needed .

Thank you we couldn't have done it without you .

Jean Sellers 1051

Having just returned from our first ASOC Rally (the AGM at Newark) I thought I would send in my ramblings!

For personal reasons we didn't arrive until Friday. We had a lovely weekend and were made to feel welcome, having been shown to our pitch we settled in, and read the brochure to find out what was happening. We attended the New Ralliers Welcome that was hosted by the committee. The option to have catered meals over the weekend saw some excellent food being served.

Entertainment on Friday and Saturday nights was enjoyable, the Quiz on Sunday tested the old grey cells – we didn't do too badly as our team came 3rd.

An excellent array of prizes on the raffle which we did not win, but a good amount of money raised for charity.

Mini busses were ferrying people to and from SMC motorhomes open weekend – apparently the cakes were fabulous (I didn't indulge).

The Open forum after the AGM was interesting with members wanting a return to a monthly newsletter, being new to the club we didn't know any different to a quarterly magazine, the fact that it could be electronically sent was also discussed. Other subjects discussed included the lengthy password for the website!

We had previously been caravanners and this is our first motorhome so quite a learning curve for us but a good place to learn with the wealth of experience on the field, the hints, tips and demonstration of gadgets, thank you to all who passed on their wisdom.

Thank you to Chris, Peter, Liz and the team of helpers for an excellent rally (whoever was in charge of organising the weather you did a cracking job!).

We will be back. Ruth & David Thompson

Auto-Sleeper Owners Club AGM

A Gathering of Passionate Motorhome Enthusiasts

Every year, across the United Kingdom, motorhome enthusiasts eagerly anticipate the Auto-Sleeper Owners Club Annual General Meeting (AGM). It's a time when like-minded individuals come together to celebrate their shared passion for exploration, freedom, and the unique lifestyle that motorhome ownership offers. From exchanging travel stories to sharing maintenance tips and simply enjoying the camaraderie of fellow travellers, the Auto-Sleeper Owners Club AGM is an event not to be missed by those who live for the open road.

A Community of Enthusiasts

The Auto-Sleeper Owners Club is more than just an organisation; it's a community bonded by a love for adventure and the freedom of the open road. Its members are diverse, ranging from seasoned travellers with decades of motorhome experience to newcomers just beginning their journey. What unites them is their shared appreciation for the craftsmanship and quality that Auto-Sleeper motorhomes embody.

The Annual Gathering

The highlight of the Auto-Sleeper Owners Club calendar is undoubtedly its Annual General Meeting. This event typically takes place over a weekend, each year, giving members the opportunity to explore destinations and experience the beauty of the British countryside.

At the AGM, attendees can expect a packed schedule of activities designed to cater to all interests. From informative seminars on motorhome maintenance and travel safety to social events such as live entertainment, there's something for everyone to enjoy.

Sharing Knowledge and Experience

One of the most valuable aspects of the Auto-Sleeper Owners Club AGM is the opportunity for members to share their knowledge and experience with one another. Whether it's swapping tips on the best campsites to visit or offering advice on troubleshooting common mechanical issues, the AGM is a forum for learning and collaboration.

A Gathering of Passionate Motorhome Enthusiasts (Cont)

For newcomers to the world of motorhome travel, the AGM provides a wealth of information and guidance from seasoned veterans. From practical demonstrations on how to set up a campsite to workshops on trip planning and navigation, there's no shortage of resources available to help newcomers get started on their own adventures.

Fostering Camaraderie

Beyond the practical benefits, perhaps the most rewarding aspect of the Auto-Sleeper Owners Club AGM is the sense of camaraderie that permeates the event. For many attendees, the AGM is an opportunity to reconnect with old friends and forge new friendships with fellow enthusiasts who share their passion for motorhome travel.

The sense of belonging and community that the AGM fosters is perhaps best exemplified during the evening social events, where members come together to swap stories, share laughter, and celebrate their shared love of adventure. Whether gathered around a campfire exchanging tales of memorable journeys or enjoying a meal together in the on-site dining facilities, the AGM provides countless opportunities for members to connect on a personal level.

Looking to the Future

As the Auto-Sleeper Owners Club continues to grow and evolve, so too does the annual AGM. Each year brings new opportunities for members to come together, learn from one another, and celebrate their shared passion for motorhome travel. Whether you're a seasoned veteran or a newcomer eager to embark on your first adventure, the Auto-Sleeper Owners Club AGM is an event not to be missed.

Editor

AGM Calendar Date for next year May 3rd 2025

With great sadness, we announce the loss of our beloved friend Ian Canham

“The Late Mr. Ian Canham (member No. 3539)

We were fortunate to have visited Ian in April while he was in University Hospital Coventry.

We had delayed visiting hoping that he would be discharged and back in his own home but sadly that was not to be.

Ian has been in hospital since he was rushed in on New Year’s Day and he was then moved into a renal unit for kidney failure.

His son David told us before hand what to expect as he was weak and had lost a lot of weight.

When we walked into his room he wasn’t immediately recognisable until we said; “hello Mr. Canham” (our usual greeting to him) and his face lit up with his familiar cheeky smile and he still had that twinkle in his eyes.

Despite his condition he was still very lucid and was pleased to see us.

Ian was unable to eat solid food and was in some pain but he was fully aware of his condition and was at peace with it. His concerns as always were for his family who are very close and supportive.

We chatted about all sorts of things as he has always been a good conservationist with tales to tell as anyone who knows him can tell you.

Ian was recently moved into a Hospice adjoining the hospital.

We have known Ian for many years and many of us had encouraged him to continue with the club after he considered giving up the rallies when his beloved “Blossom” passed away, (his pet name for his wife).

Ian has had an interesting and active life and has regaled us all at some time with life stories from the young slip of a lad who joined the Air Force right through his working years and up to the present.

Ian was ninety one and although he has had some health issues, he remained active and still rallied with the club up to last year.

Ian was always a gentleman and a good friend and will be much missed I’m sure.

David and Pauline Canham have promised to keep us updated as to funeral arrangements.

Brian & Linda 2360 05 May 2024”

Ian's funeral is set for Tuesday 11th June at 12.45 pm

This will be held at :-

St. Bartholomew's Church, Binley, Coventry CV3 2DT

Using a coiled cable reel in a motorhome can present a few hazards if not managed properly:



Overheating: Coiled cables can generate heat, especially if they are tightly wound and carrying a heavy load of electricity. This heat can build up, potentially leading to overheating of the cable or nearby materials. Overheating poses a fire hazard, especially if the cable is in contact with flammable materials.



Cable Damage: Constant coiling and uncoiling of the cable can lead to wear and tear, potentially causing damage to the insulation or conductors. Damaged cables may pose electrical hazards, including short circuits or electric shocks.

QUICK Tip

A tip to stop losing pens, parking tickets and alike. Install dashboard sealing strip, inexpensive, simple to install, no more losing items down the front of the windscreen, with the added bonus of reducing a lot of cab noise. Comes with install tool or just push into place, may need trimming to suit sizes.



Secretary Note - communication with the Club

It is very important that any communication should be accompanied by your membership number and name.

Please be aware that the policy of the ASOC Management Committee is to not acknowledge or act upon any anonymous communications.

Concerns of members should always be brought to the attention of the Committee, in the first instance to the Chairman, or for matters of urgency to any Committee Member.

Thanks for your attention in this matter.
Dennis Downie

Club Committee Contacts

President: Charles Trevelyan

Chair: Chris Brown chairman@asoc.uk.com

Vice Chair: David Thompson vicechairman@asoc.uk.com

Secretary: Dennis Downie secretary@asoc.uk.com

Treasurer: John Geeson treasurer@asoc.uk.com

Rally Coordinator: Martin Ross rally@asoc.uk.com

Technical: Alec Avery technical@asoc.uk.com

Club Shop: TBC

Publications: John Morris publications@asoc.uk.com

Members Secretary: Jean Downie membershipsec@asoc.uk.com

Editor: Phill Lowe editor@asoc.uk.com

Exhibitions: Liz Irvin exhibitions@asoc.uk.com

Minute Secretary: Liz Stewart minutesec@asoc.uk.com

Chair, National Rally: Liz Irvin nationalrally@asoc.uk.com

PUBLICATION DETAILS: The opinions, beliefs, viewpoints or advertisements expressed by contributors to ASOC News do not necessarily reflect those of the Club or Editor. Contributions from members are published in good faith. All care is taken to ensure accuracy but no modification or suggestion has been tested by the Club or the Editor. No warranties are expressed or implied nor indemnities given. You try them at your own risk.

AUTO-SLEEPER OWNERS' CLUB

A Company Limited by Guarantee

Registered Office:

Orchard Works, Willersey, Worcestershire WR12 7QF Registered No: 4616969

Correction

Apologise, we got the name wrong,

The March edition contained a name error in the chairman's "State of the Nation report".

The spelling of the name has Two options Evonne /Yvonne, and we got the wrong one.

The correct name should read Yvonne.

Auto-Sleeper



WEBSITE

We have a wealth of information in the members area of the website.

To access this, you will need to subscribe to the member area in order to receive login details.

Please NOTE:-
The Website Address is :-

www.asoc.uk.com