

ASOC

NEWS

366 MARCH 2019



President

Charles Trevelyan

Chairman

Peter Brown

07771 827711

chairman@asoc.uk.com

Secretary

John Osland-Jones

01217 448065

secretary@asoc.uk.com

Treasurer

John Geeson

01491 641776

treasurer@asoc.uk.com

Rally Coordinator

Neil Rogers

01325 954508

ncr@mypostoffice.co.uk

Technical

Dennis Downie

technical@asoc.uk.com

Club Shop

Stuart Wood

regalia@asoc.uk.com

Publications

John Morris

07545 078905

editor@asoc.uk.com

Membership Secretary

David Crabbe

01744 884437

membershipsec@asoc.uk.com

Charities & Exhibitions

Shelagh West

charities@asoc.uk.com

Minutes

Gill Hopkins

01244 675180

minsec@asoc.uk.com

Member

Martin Ross

07901 771040

Website

www.asoc.uk.com



News is the magazine of the
 AUTO-SLEEPER OWNERS' CLUB
 A Company Limited by Guarantee

Registered Office:

Orchard Works, Willersey,
 Worcestershire WR12 7QF

Registered No: 4616969

Important note

Contributions from members are published in good faith and in the hope that they will prove interesting and useful. All reasonable care has been taken to ensure accuracy but no modification or suggestion has been tested by the Club or your editor. Therefore, no warranties are expressed or implied nor indemnities given. You try them out at your own risk.

Advertisements for members items for sale or wanted are published free of charge, but small donations to club funds are appreciated. No guarantee can be given that any item will be published in any issue of the magazine. Cheques should be made payable to "Auto-Sleeper Owners' Club" and should be sent to the editor.

Supplier discounts

The list is available on the website

We have many companies who offer members a discount on the goods and services they supply.

To claim your discount, you must present your ASOC membership card at the time of order or arrival. You will not qualify for the discount by presenting your membership card after work has commenced.

Items for publication

The editor reserves the right to edit or omit any item for whatever reason. The opinions, beliefs and viewpoints expressed by the contributors to ASOC News do not necessarily reflect those of the editor. Please remember to add your membership number and name to your item. Any item appearing in any magazine issue may be freely used by other publications, but please acknowledge both the author and source.

Your items should reach the editor by the tenth of the month.

Send by post or email to

17 Newbridge Gardens
 Bath BA1 3LT

asocnews@asoc.uk.com

Rally information**Points to remember**

Marshals should let the rally coordinator know when their rallies are fully booked.

Always carry your ASOC membership card when attending rallies. Inform the marshal if you plan to bring a car, tent or trailer to a rally.

All rallies start at 12 noon unless otherwise stated in the rally information.

Running a rally

If you would like to run a rally, contact the rally coordinator for "Guide for Rally Marshals". When a date and venue is chosen you will receive the "Rules for Rally Marshals" and asked to sign a marshal's declaration which should be returned to the rally coordinator. Assistance and advice is available from the rally coordinator or a committee member.

If you would like to assist a rally marshal to see what is involved in running a rally, or interested in the details of possible rally sites we have, contact the rally coordinator.

Important:

All potential rally dates and venues must be checked with the rally coordinator, who will check that the club will be able to comply with regulatory and insurance requirements.

THIS MONTH

ifc your team & information

2 editor's note

3 road to...



7 AGM notice

8 tech news

10 Millau viaduct

13 avoiding flat batteries

14 pitchstop

15 more at the National

16 photographic competition

17 what's on

17 snippets

19 rally information


editor's note

Welcome to March News,

The club events have started with the first rally in March at Whitemead, although this was fully booked quite early, don't despair, we have many more on offer.

We have noticed some members have not given us an email address, If you have one please let the Membership Secretary know.

The number of members opting in to access the member area of the website is growing. If you have not yet done this, why not give it a try, just go to member access button on the website and opt-in. You will then receive an email with the login details. It will give you access to the magazine which is in colour, you can download this to your computer if you wish. We also have a weath of technical information and idea sheets for you.



CONGRATULATIONS

Greetings from Mr and Mrs Brown.
Chris and I were married on 11th
February.

Don't get upset, no-one was invited
apart from two witnesses although we
had to tell the kids and they invited
themselves.

Peter and Chris



OUR CAPTION COMPETITION WINNER

'Hadn't realised he just wanted to practise arm wrestling'

Garth Randall 8975

competition judged by WINGS



ROAD TO

Bavaria Western Austria Italy and more

Many club members like to drift slowly around Europe moving on when and to where they feel the inclination, taking many weeks for the trip. For others though, work or family commitments require them to travel swiftly to and from their chosen destination to maximise the time there.

I'm going to describe a route and some optional additions that Chris and I have used several times both outbound and on the return for visits to Bavaria, Austria and Italy.

We live near Stoke-on-Trent but for several reasons, the Channel Tunnel is our preferred crossing. If you live towards the south east of England this will not be an issue but for us we like to travel the 240 miles in daylight without stress. After trying camping at various locations north of the Thames, as well as driving straight to the tunnel and being frustrated by traffic problems, for several years now we have camped on the C&MC site at Blackhorse Farm on the night before crossing, usually being booked on a train around 0830. After emerging from the tunnel in France we follow the route highlighted on this map on the next page.

To keep things simple, I'll just talk about an outbound trip. These are good toll free roads

On the day we traversed the tunnel we travelled 286 miles to Schweich (49.815738,6.749486). Just off the motorway is a campsite <https://www.kreusch-wassersport.de/camping/>. The site accepts the ACSI discount card, has a stellplatz (Wohnmobilplatz) just outside the gate as well as a site restaurant.

The next day we did 317 miles to Fussen (47.582185,10.701131) <https://www.searchforsites.co.uk/marker.php?id=11444>. This Stellplatz is less like an aire but rather a facilities site for motorhomes. As you turn the corner into the road the Stellplatz is on, there is another Stellplatz adjacent to a caravan accessory shop but that Stellplatz does not have the facilities and is often used for car parking at the leisure centre across the road. There are Aldi, Lidl and Edeka supermarkets very close and it's a 20 minute walk to either the lake or the town.



This is where the options start.

Fussen is just 3 miles from Schloss Hohenschwangau and Schloss Neuschwanstein that are top tourist attractions for the whole of Germany and it is the southern town on the Romantic Road (<https://www.romanticroadgermany.com/>) so is ideally located as the start or end of a trip to Bavaria.

Fussen is also an excellent point for access to western Austria and/or Italy.

Firstly though a word about motorways in Austria. The motorways in Austria are all toll roads, they are easily avoided if not in a rush but if you do want to use them, the means of payment must be enabled Before joining the motorway. For vehicle of 3500kg or less, the toll payment is based on time and a vignette must be purchased, since 2018 this can be done electronically. There is an exemption in that the Brenner motorway from the Innsbruck Sud junction to the Italian border can be used without a vignette as a toll is collected at a booth half way up. For a vehicle of over 3500kg, the toll payment is calculated by distance travelled and an electronic Gobox must be rented and installed for this purpose, in this case the gobox must be installed and in-service before entering the Brenner motorway and a special bypass gate used at the booth.





Because of the mountainous nature of the terrain in Austria, the motorways almost entirely follow the same route as the older A roads so are easily avoided for a small time penalty.

The quickest way to Italy via Austria is over the Brenner Pass using the motorway but to avoid paying expensive Gobox tolls there is an alternative, the Reschenpass mountain pass. It is very similar in distance but will take about an hour longer. It is a lovely route and I would recommend it even if under 3500kg unless you are in a particular rush.

This route also works for Slovenia, Croatia, Southern Italy, Greece and Sicily.

Peter Brown



NOTICE

THE THIRTIETH ANNUAL GENERAL
MEETING OF
AUTO-SLEEPER OWNERS' CLUB
will be held on
SATURDAY 4 MAY 2019

held at the National Rally
in the Cedric Ford Pavilion
Newark and Nottinghamshire
Agricultural Society Showground
Newark Nottinghamshire

Members are informed that they have a
right to appoint a proxy.

In the case of Proxy appointment forms
they should be received by the Secretary
on or before 10.30am Thursday 2 May 2019.

Members are reminded that admission to
the Annual General Meeting is subject to
proof of membership, and that current
membership cards should be carried at all
Club events.

John Osland-Jones, Secretary
Flat 7, Oak Tree Court
15 Pembroke Way
Hall Green



AUTO-SLEEPER OWNERS' CLUB
A Company Limited by Guarantee,
registered in England and Wales
Registered Office:
Orchard Works, Nr. Broadway.
Worcestershire. WR12 7QF

USEFUL TELEPHONE NUMBERS

European SOS 112

Pan-European emergency number: calls
to 112 are free from any telephone
(mobile, cellular or fixed-line). The
number 112 can be dialled to reach
emergency services including medical,
fire and police from anywhere in
Europe.

This Pan-European emergency number
112 can be called from any telephone
(landline, pay phone or mobile cellular
phone). Calls are free.

It can be used for any life-threatening
situation, including:

Serious medical problems (accident,
unconscious person, severe injuries,
chest pain, seizure)

Any type of fire (house, car)

Life-threatening situations (crimes)

Information on the 112 number can be
found on the website

[https://ec.europa.eu/digital-single-
market/112](https://ec.europa.eu/digital-single-market/112)

France

[https://www.angloinfo.com/how-to/
france/healthcare/emergencies](https://www.angloinfo.com/how-to/france/healthcare/emergencies)

[http://parisjourney.com/emergency-
telephone-numbers-in-france-you-
should-learn](http://parisjourney.com/emergency-telephone-numbers-in-france-you-should-learn)

Italy

[https://www.angloinfo.com/how-to/italy/
healthcare/emergencies](https://www.angloinfo.com/how-to/italy/healthcare/emergencies)

Netherlands

[https://www.angloinfo.com/how-to/
netherlands/healthcare/emergencies](https://www.angloinfo.com/how-to/netherlands/healthcare/emergencies)

Germany

[https://www.angloinfo.com/how-to/
germany/healthcare/emergencies](https://www.angloinfo.com/how-to/germany/healthcare/emergencies)



Dennis Downie, Chairman Technical Group

technical@asoc.uk.com

Tech enquiries this month have been few. I guess we are not all in full swing with our motorhomes yet. Please keep your enquiries coming. One member asks if there are alternatives to the large table supplied in his Nuevo. I advised him to ask the service centre about a Boom Arm table or perhaps to visit the NEC show. A member enquired about the small solar panel fitted on a 2011 Nuevo. I was able to confirm that this could be upgraded to 120W total maximum without having to change any of the Sargent fitted controls.

My 2017 (November) Stanton reported a vehicle service due in January. The service period for Mercedes Sprinters is two years, so in January, that is only 14 months. I checked with my Mercedes commercial dealer and asked him what was going on. He confirmed the due date to be end of January 2019, indeed only 14 months since collecting the motorhome new. The reason is that the service clock begins ticking when the vehicle comes off the production line, not when it is registered. This has big implications for motorhome buyers as it becomes easy to go outside the warranty conditions by using the delivery date as the anniversary of the service interval. The time it takes for the factory to take delivery, build the motorhome and for the dealer to sell it counts for the first service due date. Not many of us will rack up the sort of miles that a white van man would, and we will generally use the anniversary date for our service schedule. Beware, then your first service may come sooner than you think. For me, this was a big surprise, but not as big as the charge of £113.86 for 11.5 litres of oil after less than 3,500 miles and 14 months of driving! (the labour charge of £102.00 was separate).

I saw in this February's MMM magazine, a section about the Whale submersible pump and pressure switch combo as is fitted to many A-S motorhomes. I would like to hear from members who have a problem getting their water systems operating again after the fresh water tank has been emptied, either by just running out of water or by purposely draining the fresh water tank down (eg. after cleaning or winterising etc). For me this was a big problem and my pump would run and run without getting water into the pipes. Very frustrating when trying to get set up and get the kettle on!

I resorted to fitting a Shurflow pump, which solved my problem. However, I got to thinking, why should this 'failure to start' be happening, and how many other owners have the same sort of issue? The manual says do not run the pump dry, but that is exactly what is happening. I think I may have the reason, but I would like to get a feel for how big the problem is. For some it might not be an issue, for me, it drove me nuts!

This is what I think is happening. The pressure switch (pictured) includes a non-return valve. It is behind the two screws that hold the inlet pipe into the body. This holds the water pressure built up by the pump so that when the pump turns off, the pressure is maintained, and the

pressure switch can keep the pump turned off. Without this valve, the pressure generated by the pump would just drop as water falls back into the fresh water tank and the pressure switch would start the pump again immediately. Because of this valve, the only circumstance the pump will re-start is if one of the taps is opened, causing the pressure to drop, allowing the pressure switch to turn the pump on again.

So, that part of the theory is good. What is not good is that the non-return valve is normally closed, even when there is no pressure to close it (even now as it sits on my desktop being photographed). It needs a minimum pressure behind it to make it open – this is normal and common to most non-return valves. For this Whale system, the pressure needed to open the valve can easily be achieved by the pump when it is full of water. The pump is designed to pump water, not air. It cannot generate enough air pressure to open the valve and start the water flowing if it is “air locked” (ie the pump casing has air in it) This happens to a vertically mounted Whale submersible pump when the tank water level drops below the bottom of the pump and air replaces the water inside the pump as it drains out. I have seen this many times when using an Aquaroll and external submersible pump on my many caravans. It can take much plunging and thrashing around sometimes to get an empty pump going. In our motorhomes, as we fill our fresh tank from empty, the water cannot rise inside the pump because the non-return valve is closed above it and the air is trapped in the pump. The pump impellor cannot generate enough pressure, like this, to open the valve and get the water flowing.

The “Cracking Pressure” of the valve, as it is called, needs to be much lower. The cracking pressure could be as low as zero and the system would still work because it is the pressure above (or upstream) of the valve that keeps it closed when it is working properly.

I will continue to experiment and research this to see if there is an easy solution, but as I say I would like to take a poll of how big the problem is. Please contact me, either through the website, or via technical@asoc.uk.com and just say if you have shared this problem.

To help you identify the non-return valve, it is a combination of the inlet housing, the black rubber valve disc and the pressure switch body. I think a small re-design of the black rubber valve disc could cure this issue. With the benefit of some numbers of owners with this issue, I will be in a position to debate this with Whale.



Millau Viaduct

If, like us, you travel to the Mediterranean, we normally use the old N roads as they are much more scenic than the auto-routes and, of course, are free.

One exception for us is the A75 which is free and runs from Clermont-Ferrand to Beziers in the south. It is one of the most spectacular journeys through the middle of France with ever-changing scenery through the mountains, valleys and flatlands with numerous aires, also with splendid views. One in particular, the aire between J30 & J31 has views of the railway arch, Viaduct de Garabit, built by Gustave Eiffel, it spans the Truyère, near Ruynes-en-Margeride in the Massif Central region, built between 1883 & 1884.

Continue on this journey which then takes you over the Millau viaduct which spans the Tarn gorges. The viaduct does incur a toll of 14 euros (2018) well worth the fee to observe the splendid architecture and superb views.

There is an aire, on the north end of the viaduct, with a visitor centre explaining the construction of the bridge and an excellent place for taking a break and viewing the bridge.

Jan & John Geeson

Some facts:

The Millau Viaduct is a cable-stayed bridge that spans the gorge valley of the Tarn near Millau in southern France. In a Franco-British partnership, it was designed by the English architect Lord Norman Foster, (little mentioned) and French structural engineer Michel Virlogeux. As of November 2018, it is the tallest bridge in the world, having a structural height of 343 metres.

Opened: 16 December 2004

Length: 8,071 feet

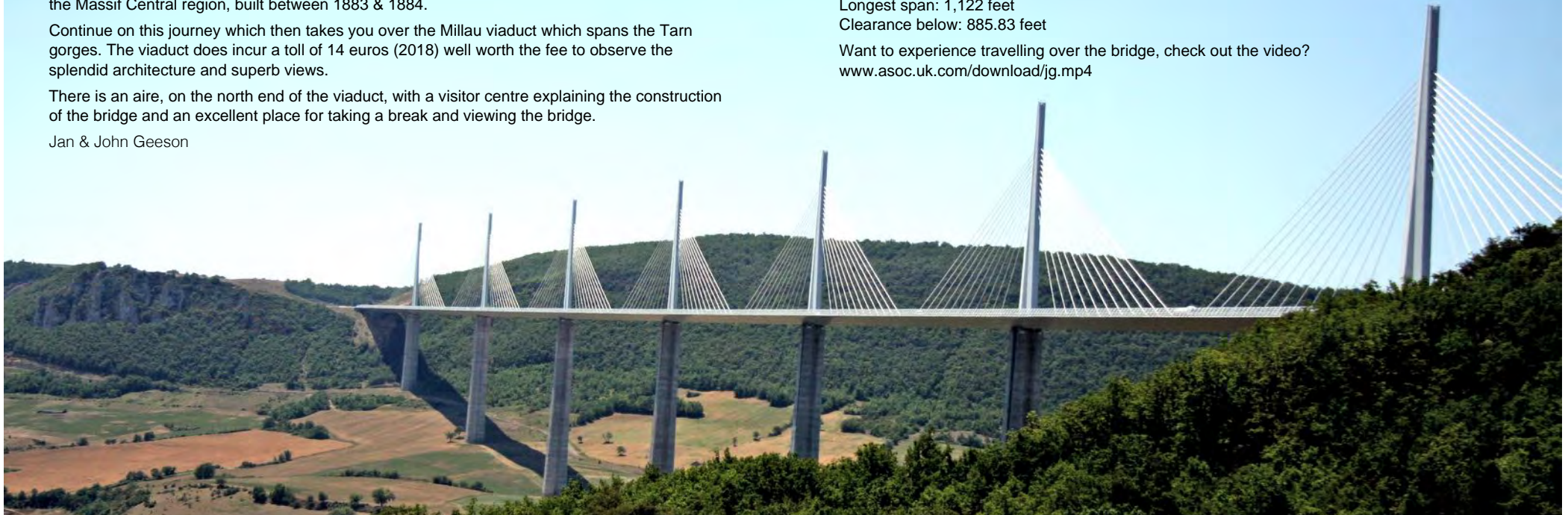
Width: 105.15 feet

Longest span: 1,122 feet

Clearance below: 885.83 feet

Want to experience travelling over the bridge, check out the video?

www.asoc.uk.com/download/jg.mp4



you don't have to climb a
mountain to run a
Club event



interested, to find out more?
Why not contact the
ASOC team

Avoiding Flat Batteries in Motorhomes which use the Sargent EC500 Electrical System

Over the last fifteen years or so, the electronic systems of the chassis used for a panel van conversion, or as the base for a coachbuilt motorhome, consume energy from the vehicle starter battery constantly even when the vehicle is in storage. The chassis manufacturers all advise that the starter battery should be disconnected if the vehicle is not to be used for two weeks or more. In the last couple of years, Peugeot have fitted a facility that allows disconnection by selecting a position on the ignition switch.

Many of the specialist caravan/motorhome insurers require, as a condition of insurance, that additional Alarm/Immobiliser and Tracker are installed. These draw additional energy from the starter battery such that it will only last a week or so in storage before the battery becomes fully discharged.

The addition of a large solar panel with either a dual channel solar controller or single channel controller and battery mate can supply all the energy needed to keep both the starter and the leisure batteries fully charged during outside storage all year round.

Many UK motorhome manufacturers however use electrical systems sourced from Sargent Electrical Services and between 2014 and 2018 this was the Sargent EC500. The EC500 includes a bespoke 'Smart Charge' facility that is enabled as part of the standard system configuration. The Smart Charge feature will default to the leisure battery and will monitor the vehicle battery, if the vehicle battery drops below 12.4V the charger will divert the charge to the vehicle battery for a four-hour period before returning to the leisure battery for four hours. At this point the system will default back to the leisure battery and monitor the vehicle battery.

This facility only works with the Power Supply Unit (PSU) switched on and is very effective on mains hook up or with charge from an 80W or larger solar panel for much of the year. However, when in winter storage, the energy consumed by the smart charge circuitry exceeds that gathered by the solar panel, the leisure battery that powers the PSU goes flat in a few days, no solar generated energy reaches the vehicle starter battery so that flattens in a few days as well.

The Sargent guidance is, therefore to switch off the PSU when the vehicle is in storage. Any Solar energy gathered during that period is directed to the leisure battery and that is maintained in a good condition. Unless the chassis manufacturers advice to disconnect the starter battery is followed, that battery will be flat in a few days.

Disconnecting the starter battery will disable all chassis electrics including central locking, alarm(s), tracker, etc and some owners may be concerned about that, however, if the battery is allowed to go flat they will be disabled anyway with the added irritation that the vehicle won't start when wanted. Owners that have let the batteries flatten under these circumstances often find that the battery becomes damaged and must be replaced.

Peter Brown



Co-ordinates 50.831327, 2.208838

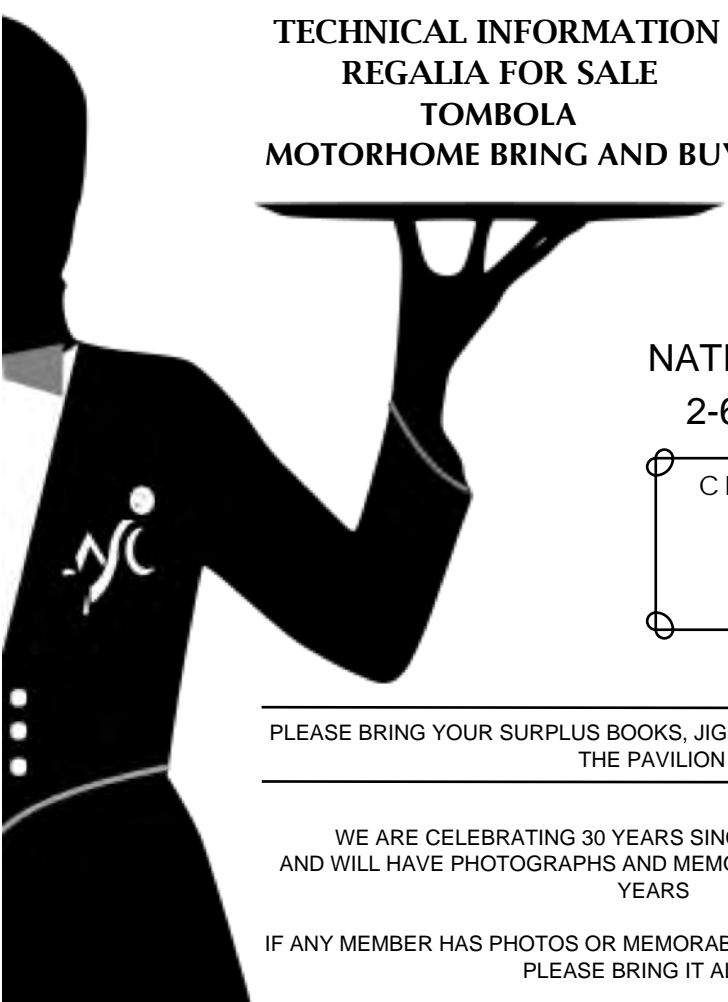
Officially 3 spaces but could easily take 6. In July 2018 was being expanded to include parking for a picnic area – no idea how that will impact. Free to stay but services €4, tokens available in town. Carrefour Supermarket and petrol 1 mile away. The Blockhouse at Eperleques about 2 miles – V2 launch site. Excellent overnight before or after channel.



MENU

DANCING CABARET QUIZ

TEA AND COFFEE
JIGSAWS & BOOKS
PHOTOGRAPHIC COMPETITION
TECHNICAL INFORMATION
REGALIA FOR SALE
TOMBOLA
MOTORHOME BRING AND BUY



NATIONAL RALLY
2-6 MAY 2019

CELEBRATING
30
YEARS

PLEASE BRING YOUR SURPLUS BOOKS, JIGSAWS, MOTORHOME BITS TO
THE PAVILION

WE ARE CELEBRATING 30 YEARS SINCE THE CLUB STARTED
AND WILL HAVE PHOTOGRAPHS AND MEMORABILIA FROM THE LAST 30
YEARS

IF ANY MEMBER HAS PHOTOS OR MEMORABILIA TO ADD TO OUR DISPLAY
PLEASE BRING IT ALONG

photographic competition 2019

submit up to four photographs

ANY SUBJECT

photograph entry size can be

6 x 4 inches or 7 x 5 inches unmounted

All members per motorhome can enter

The judging takes place at the National rally by an independent person

Please send the following details on a separate sheet with your entry

The photograph title

Your name and membership number



Send your entries to:

Rita Tubb

70 Charnwood Crescent

Chandlers Ford

Hampshire

SO53 5QL



Closing date for entries 14 April 2019

The winning entry will be kept for any publicity by ASOC and may be displayed on the club website

what's on

Great North Steam Fair

11 - 14 April 2019

Beamish Museum

Beamish, Nr Stanley, Co. Durham, DH9 0RG.
<https://www.steamheritage.co.uk/steam-rallies-and-events/event/great-north-steam-fair>

Wartime in the Cotswolds

27 - 28 April 2019

Gloucestershire Warwickshire Steam Railway.

Camping for this event is available adjacent to Toddington Station. First come first served. There will be drinking water, camping rubbish disposal, toilet rinse and emptying available in the field but no electricity. This is greenfield camping and no outdoor lighting. For public camping and advance tickets.

https://www.gwsr.com/Wartime_in_the_Cotswolds__27th_and_28th_April_2019--post--64.html

The Cotswold Show & Food Festival

13 - 14 July 2019

Cirencester

www.cotswoldshow.co.uk

C&MC site next to the showground

Busvest (everything VW)

6 - 8 September 2019

Three counties showground, Malvern

<https://www.busfest.org>

regalia@asoc.uk.com

www.asoc.uk.com/download/shoporder618.pdf



get your hands on a grill badge

snippets

Is your Motorhome properly registered?

In a recent letter from my insurance company I was informed that my Autosleeper Pollensa was not properly registered with DVLA. When I checked my V5C I found that the vehicle type was listed as "van". I had believed this to be a generic term to include "motor caravan", but I was wrong.

A visit to the DVLA website <https://www.gov.uk/change-vehicle-details-registration-certificate> showed that the vehicle type must be accurately described. A click on the link for body type, "eg you convert a van..." led to the instructions for changing the description and the evidence needed to be submitted. I had the documents in post the same day.

My vehicle was first registered as new in 2001. It appears that the regulations have changed in the meantime. If your Autosleeper is a few years old, it may be worth checking your V5C to ensure you comply with the law. Any changes must also be notified to your insurance company.

Paul Rodway

DON'T FORGET

you need to opt in to the member area on the website

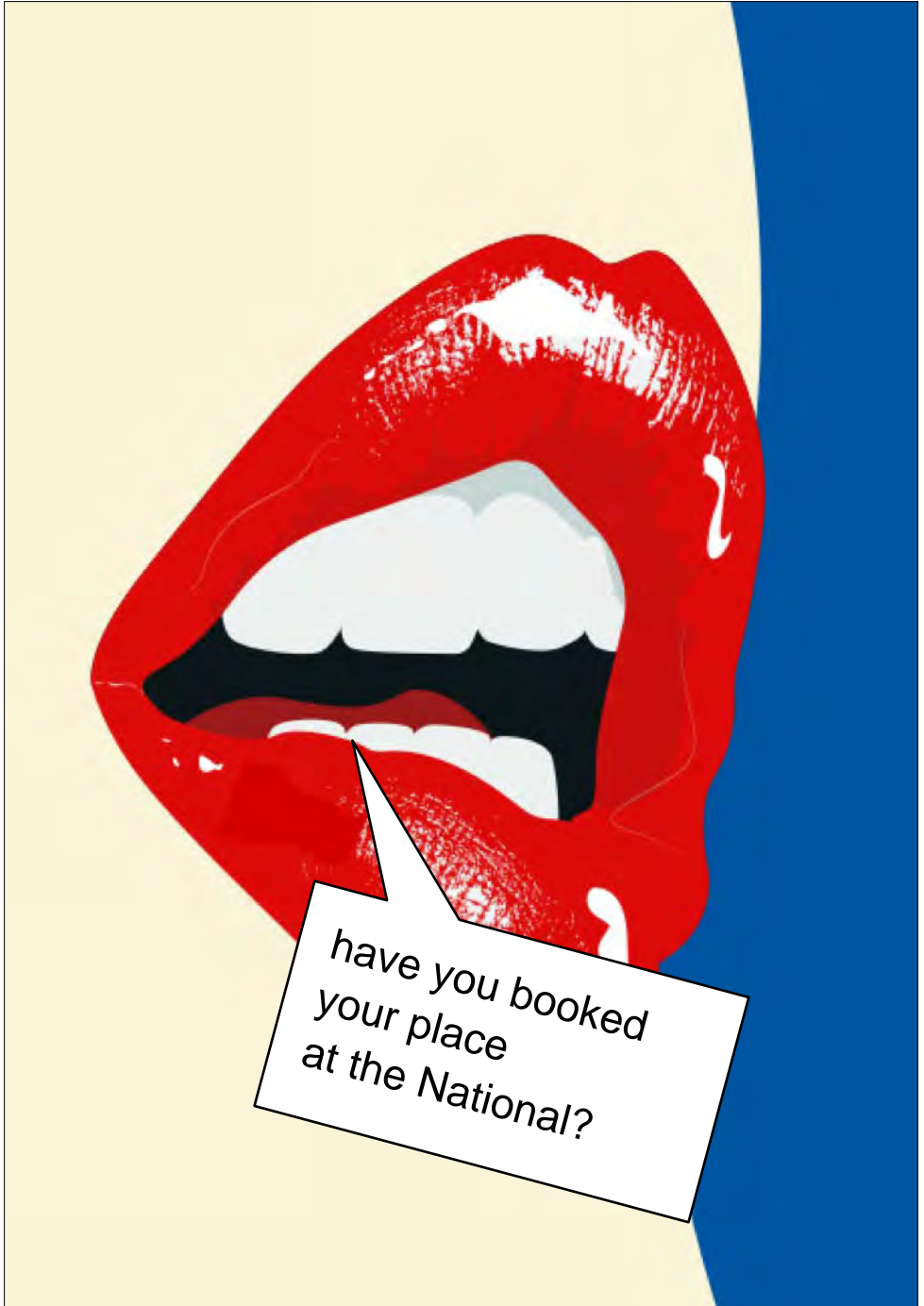
SUPPLIER DISCOUNTS

what you need to know

We have many companies who offer members a discount on the goods and services they supply.

To claim your discount, you must present your ASOC membership card at the time of order or arrival.

You will not qualify for the discount by presenting your membership card after work has commenced.



rally information March 2019

Neil C. Rogers, Rally Coordinator
5 Emerson Court, Carmel Road North, Darlington, Co. Durham DL3 8JB
Telephone or Fax 01325 954508 Email ncr@mypostoffice.co.uk

NEW RALLIES

28 October - 1 November Wells Holiday Park, Somerset

5 - 7 April Quorn & Woodhouse Station, Leicestershire

CANCELLED RALLY

Farmer Copleys rally 12 - 16 May has had to be cancelled due to circumstances beyond our control.

4th - 8th March 2019 (4 nights)

Whitemead Forest Park Rally, Parkend, Nr Lydney, Gloucestershire GL15 4LA.

Rally Marshals: John and Jackie Moss and Noel and Glenn Clarke.

Mobile 07580 809303 this is for on site contact only.

Site fees £48.00 (4nights) which includes entry to all leisure facilities. Rally fee £4.00.

We shall be sited on the terraced area (known as the Meadow) which has been fully refurbished with gravel pitches and electric hook-ups.

Please send rally slips and cheques for £52.00 payable to J. Moss, 34 Cocksparrow Street, Warwick, CV34 4ED Telephone 01926 497309.

Please send SAE or a CLEAR email address for confirmation.

Excellent for walking and cycling. Good food at local pubs and in the on site restaurant.

Directions Drive into Lydney town centre from Gloucester, turn right at the Swan pub before the level crossing (sign post Parkend). Then follow the road to Parkend station and turn left at the Fountain Pub. At the top of the road turn left. Site is on the left in approx 100 yards.

DO NOT arrive before 2.00pm. (14.00 hours). Site rules.

RALLY FULLY BOOKED

5th – 7th April 2019 (2 nights)

Great Central Railway, Quorn & Woodhouse Station, Quorn, Leics LE12 8AG

Rally Marshals: Angie & Andy Cavell and Liz Irvin.

Emergency Telephone 07880 532057 (Marshal's mobile).

Site fee: £26.00 per unit for two nights plus £2.00 per person rally fee.

Rally slips & cheques to A. Cavell, 24 The Close, Hampstead Norreys, Thatcham, RG18 0RY.


Telephone 01635 201976. Please provide your email address (clearly written!) if you have one. If not please enclose an SAE.

This is a "green field site" on hard standing in part of the car park at Quorn & Woodhouse station.

There are no electric hook-ups available. Steam trains will be running on Saturday and Sunday.

Please do not arrive before 12 noon on Friday but you can stay until closing time on Sunday if you wish. We are hoping to arrange a meal in the Butler-Henderson café on Friday evening. The food is very good and reasonably priced – please indicate on your rally slip if you would be interested and further information will then follow when available. We will also have a get together on Saturday evening.

Limit: 22 vans



25th - 28th April

National Motorhome Show, East of England Showground, Peterborough. PE2 6XE.

Emergency Telephone 07922 049714.

Rally Marshals: Pauline & Neil Rogers & Yvonne & Stuart Wood.

Please use a booking form from the ASOC website www.asoc.uk.com/mhs.html Motorhome magazine or online at Warners Out & About <https://www.outandaboutlive.co.uk/shows/> Please mark the form ASOC and note the special Club site fees: Arrive Thursday £53 arrive Friday £50. All bookings for the Saturday evening entertainment must be made & paid to Warners when returning the application form to them. Applications close on Wednesday 10th April.

If you wish to rally with the Club then you must return the application form to Warners by this date.

*****Then you must also complete a Club rally slip, (this also applies to internet bookings). Return it, with the Rally Fee of £2.50 couples, £1.75 singles, cheques payable to: N.C. & P. Rogers, 5 Emerson Court, 96 Carmel Road North, Darlington, Co. Durham. DL3 8JB. Telephone 01325 954508 Please collect the Club rally information pack from the ASOC marshals before parking where directed. The rally finishes at 12 noon Sunday but you may remain on site until 12 noon Monday.

**2 - 6 May National & A.G.M. Rally
Newark Showground, Notts. NG24 2NY**

BOOKING FORMS

Available in this issue of News and as a fillable PDF form on the website

8 - 11 May (3 nights)

Silvercraigs Caravan Park, Silvercraigs Road Kirkcudbright, DG6 4BH

Ideal follow on from the National Rally at Newark.

Rally Marshals: Moira & Allan Blackstock.

Site fee: £48 (3 nights) Rally fee: £4 couple, £2.50 single.

Send rally slips and cheques payable to M Blackstock,

39 Sumpter Croft, Penwortham, Preston PR1 9UJ. Telephone 01772 749178.

Please send a SAE or a CLEAR email address on application for confirmation.

Mobile Numbers whilst on rally Moira 07891 704186, Allan 07969 312703.

Kirkcudbright sits at the mouth of the River Dee four miles from the Irish Sea, sometimes called the Artist's Town. It has a picturesque harbour square beside the ruin of MacLellan Castle, not a large town but nevertheless interesting.

Directions: On the A75, passing Castle Douglas and the small village of Bridge of Dee turn left onto A711 carry straight on for approximately 2 miles over the crossroads the campsite is signposted on the left, carry on up the hill, your destination is at the end of the road.

Limit 18 units

Saturday 11 May - Tuesday 14 May (3 nights)

'Aird Donald' C.P. Stranraer, Dumfries & Galloway, Scotland. DG9 8RN

This Rally would be IDEAL as part of your Galloway/Carrick Trip.

Rally Marshals: Ricky & Ann Smith

Marshals Mobile 07729 026359 (Ann) 07731 869183 (Ricky)

Site fees: £16 per night on hard standing with electrical hook-up.

Rally fee: £3.00 single, £5.00 couples.

Please send rally slip & cheque to FGH Smith,

'Rathlarg', Leswalt Rd. Stranraer, Wigtownshire. DG9 0HX. Telephone. 01776 705628

SAE or e-mail address for confirmation.

Site is mainly level with excellent toilet facilities, see aird-donald.com.

Half hourly bus from near site entrance to town. (Not Sunday).

We hope to have a Fish Supper (£5.50ish) get together on the Saturday evening and on the Monday evening a final get-together with finger buffet at Creachmore, the local Golf Club.

(cost £7.50 each. inc. transport).

Please indicate if interested. (Monies on arrival.).

Attractions: This area of South West Scotland is known for its mild climate being on an arm of the Gulf Stream and as a result there are many Gardens which are open to the public, the best known being 'Logan Gardens' an offshoot of the Royal Botanic Gardens Edinburgh, 'Castle Kennedy Gardens' & 'Glenwhan Gardens'.

Many other attractions are within easy reach either by bus from Stranraer, a mile away, or by using ones own transport.

Directions: Site is well signposted from both the A75 & A77 after entering the 30mph limit.

Pets allowed on leads.

Limit 18 vans

14 -17 May (3 nights)

Culzean Castle Camping and Caravanning Club Site, Maybole KA19 8JX

Rally Marshals: Moira & Allan Blackstock.

Site fee: £57 (3 nights) Rally fee: £4 couple, £2.50 single.

Send rally slips and cheques payable to M Blackstock,

39 Sumpter Croft, Penwortham, Preston PR1 9UJ. Tel. 01772749178 .

Please send a SAE or a CLEAR email address on application for confirmation.

Mobile Nos. whilst on rally Moira 07891704186, Allan 07969312703

The site is situated on the grounds of Culzean Castle, a National Trust Property 12 miles south of Ayr, the surrounding area is steeped in the history of the Scottish Bard, Robert Burns.

The Isle of Arran can be seen from the site and if the weather is kind the sunsets are spectacular.

Directions: From Stranraer 40 miles north on the A77 in approx. 35 miles turn left onto Maidens Road/A719 in 4.5 miles turn left for .5-mile destination on the left.

Limit 18 units

Application forms for the Peterborough, Malvern, Shepton Mallet & Lincoln Shows

As Warners no longer supply the Club with application forms for their shows, The forms are available website.<https://asoc.uk.com/mhs.html>

Bookings have started for these shows, but with the usual Club system, with rally information only available approximately two months before the show in the Rally News area of the magazine.

Please do not forget to send a rally slip and cheque to the Marshals of these show rallies when information is available in the Rally News.

AUTO-SLEEPER OWNERS' CLUB RALLY APPLICATION FORM

Date sent:		Rally name:	
First name:		Surname:	
Address:			
Address:			
Town/City:		Postcode:	
Phone No:	Mobile:	Membership No:	
Email:			
Additional number of named persons in your van			
Adults:		Children (incl age):	Dogs:
Name:		Name:	
Name:		Name:	
MOTORHOME DETAILS			
Registration:			
Length:			
Model:			
ARRIVAL DETAILS			
Day:	am <input type="checkbox"/>	pm <input type="checkbox"/>	Evening <input type="checkbox"/>
Cheque enclosed for £ for nights including rally fee			
Full payment must accompany the application and cheques made payable to the rally marshal			
OTHER DETAILS		Yes	No
Is this your first ASOC rally:		<input type="checkbox"/>	<input type="checkbox"/>
Electricity:		<input type="checkbox"/>	<input type="checkbox"/>
Evening meal:		<input type="checkbox"/>	<input type="checkbox"/>
Any special needs: If yes specify below		<input type="checkbox"/>	<input type="checkbox"/>
EMERGENCY CONTACT DETAILS			
Name:			
Phone:		Mobile:	
We require the details of the person to contact in the event of an emergency			

Rally application form to reach the marshal 14 days before the event if possible.

Enclose a S.A.E if confirmation is required