




NEWS

360 SEPTEMBER 2018



President

Charles Trevelyan

Chairman

Peter Brown
07771 827711
chairman@asoc.uk.com

Secretary

John Osland-Jones
01217 448065
secretary@asoc.uk.com

Treasurer

John Geeson
01491 641776
treasurer@asoc.uk.com

Rally Coordinator

Neil Rogers
01325 954508
ncr@mypostoffice.co.uk

Technical

Dennis Downie
technical@asoc.uk.com

Club Shop

Stuart Wood
07799 591550
regalia@asoc.uk.com

Publications

John Morris
07545 078905
editor@asoc.uk.com

Membership Secretary

David Crabbe
01744 884437
membershipsec@asoc.uk.com

Charities & Exhibitions

Shelagh West
charities@asoc.uk.com

Minutes

Gill Hopkins
01244 675180
minsec@asoc.uk.com

Member

Martin Ross
07901 771040

Website

www.asoc.uk.com



News is the magazine of the
AUTO-SLEEPER OWNERS' CLUB
A Company Limited by Guarantee

Registered Office:
Orchard Works, Willersey,
Worcestershire WR12 7QF
Registered No: 4616969

Important note

Contributions from members are published in good faith and in the hope that they will prove interesting and useful. All reasonable care has been taken to ensure accuracy but no modification or suggestion has been tested by the Club or your editor. Therefore, no warranties are expressed or implied nor indemnities given. You try them out at your own risk.

Advertisements for members items for sale or wanted are published free of charge, but small donations to club funds are appreciated. No guarantee can be given that any item will be published in any issue of the magazine. Cheques should be made payable to "Auto-Sleeper Owners' Club" and should be sent to the editor.

Supplier discounts

The list is available on the website

We have many companies who offer members a discount on the goods and services they supply.

To claim your discount, you must present your ASOC membership card at the time of order or arrival.

You will not qualify for the discount by presenting your membership card after work has commenced.

Items for publication

The editor reserves the right to edit or omit any item for whatever reason. The opinions, beliefs and viewpoints expressed by the contributors to ASOC News do not necessarily reflect those of the editor. Please remember to add your membership number and name to your item. Any item appearing in any magazine issue may be freely used by other publications, but please acknowledge both the author and source.

Your items should reach the editor by the tenth of the month.

Send by post or email to

17 Newbridge Gardens
Bath BA1 3LT
asocnews@asoc.uk.com

Rally information

Points to remember

Marshals should let the rally coordinator know when their rallies are fully booked.

Always carry your ASOC membership card when attending rallies.

Inform the marshal if you plan to bring a car, tent or trailer to a rally.

All rallies start at 12 noon unless otherwise stated in the rally information.

Running a rally

If you would like to run a rally, contact the rally coordinator for "Guide for Rally Marshals". When a date and venue is chosen you will receive the "Rules for Rally Marshals" and asked to sign a marshal's declaration which should be returned to the rally coordinator. Assistance and advice is available from the rally coordinator or a committee member.

If you would like to assist a rally marshal to see what is involved in running a rally, or interested in the details of possible rally sites we have, contact the rally coordinator.

Important

All potential rally dates and venues must be checked with the rally coordinator, who will check that the club will be able to comply with regulatory and insurance requirements.

CONTENTS

2

Editor's note

3

Your view

5

Technical

8

From the Chairman

8

Win tickets to the NEC

9

For sale

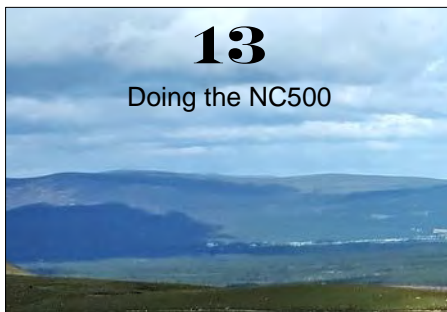
11



Taffy

13

Doing the NC500



18

Still on the road part 2



20

Rally information

editor's note

Welcome to September News.

I have been told some members don't bother to read the magazine, if that is the case, I would like to know the reason, but I don't expect to receive any comments because they won't be reading this.

The members area of the website is up and running, although it is still being worked on so it can look different daily. You will need to subscribe to access this area.

Just go to the website about page and click on the subscribe button. Most of the technical information has moved to the member area and I know Dennis is looking to update and expand this.

Can I remind everyone about our email and website address. I understand, the Avenger Sunbeam Owners Club secretary has been receiving emails because members are using asoc.co.uk instead of asoc.uk.com

We are still looking for a deputy editor so if any member is interested, but would you prefer to go straight to being the editor? Why not have a chat with the chairman, he can let you know what is involved, being editor or deputy editor.



chin wagging at the Litchfield rally

photo: [Martin Ross]

our website

The member area is now live, but you will need to subscribe to access the information. Use the link below to register and a username and password will be emailed to you.

<http://eepurl.com/dCvBsz>

Cheltenham Laminating Visited

After reading the article in the news magazine about Cheltenham Laminating, I went to see them. I had been invited after a short phone conversation; I rang the day before and they said call in. The factory and workshops are in a small industrial area. The factory was workmanlike and busy. I was met by Garry and Derek who wrote the article in our magazine.

I asked quite a lot of questions and they looked around my monocoque Auto-sleeper and said it was all good and would probably out last me (I wasn't at my best that day). They told me the back bumper was fibreglass which makes it so easy to look after. I was also shown some cleaning and polish materials with which they then demonstrated on a few areas of the van body. I was shown how they assemble the mould and how they applied the gel coat and fibreglass to it. They showed me the mould that was used to make the body shell of Anniversary Executive.

I thanked them for giving me so much information into monocoque body construction and a for telling me a bit of history of our Auto-Sleepers; so thank you Peter for asking Derek Murray to do the article.

Martin Ross

Can anyone help?

I am member number 10217 and have a 1992 recro K775GRC with the 10 previous keepers. If any current members have owned this camper in


the past I would appreciate any relevant info on its history. It has 73000 miles indicated but that is not necessarily correct. It is a bit slow and thirsty and any advice on rectifying these two problems will help with its restoration, I like its shape and simplicity and would like to improve its performance. I've only seen one more on the road but I expect there are a few more survivors around. I own a CAMC CL near Exeter and any joint members will receive a discount when booking, number 423 Huntsbeare in the handbook

Mark Thomson 10127

Modern technology and road safety Part 3

I'm indebted to our Chair Peter Brown for his hair-raising addition to this thread last month – his observation of a “hands-free-driver” doing 70mph in the centre lane of an Italian motorway. Lane deviation systems (LDS) are available from most manufacturers now. They use cameras to decide where the white lines are and thus, one hopes, the carriageway.

I haven't driven on an Italian road but do hope they are better maintained than the majority of British roads. That's one of the reasons I don't see driverless cars appearing on our roads in my lifetime, and research recently suggested I might live to be 100.

Those LDS often come with traffic sign recognition (TSR). They can tell you the speed limit, overtaking prohibition or approaching 



Stafford Boat rally

"are you sure this is the right way"

Bob Warwick 6591

junctions. But reports suggest that they are far from accurate, particularly in reading speed limits. That's a big problem if you also have "adaptive cruise control" (ACC). If it speeds you to 40mph in a 30 zone then you chance your licence, and there are examples of far greater discrepancies.

There are lo-tech alternatives though. My satnav is set to sound an alarm if I drive 3mph over the limit. It proved invaluable driving across France to Le Grand Bornand where you have to play "spot the village sign", just a name, no actual limit sign which is 50kph (30mph) by default. The satnav map provider has actually checked these roads and their limits (yes, I really do believe this) and displays them within metres (yards) of entering or leaving the zone.

Fixed speed cameras are also recorded, accurately in Britain and most of Europe, but only approximately in France by law. Provided enough users have reported them (TomTom and probably others) then mobile cameras will be marked, as well as average speed zones. Where lo-tech fails is in the "variable speed limit" (VSL) areas on our smart motorways.

Because they are changing with traffic conditions your TomTom might not be aware. TSR has more chance of spotting VSLs, but you still have to be concentrating on the road and on your actual speed. Motorway driving can be SO soporific, even more so when you've set the cruise control a little under the speed limit – say 58 in a 60mph area. It's quite a wake up call when you realise that you are about to go under a smart gantry and the number in the middle of the red circle is now FIFTY! Oh dear. I don't really like slamming the anchors on (see Part 1). Perhaps the cameras are not switched on?

Technology can take the strain when you're driving, but it's really best to be in charge and to be paying attention at all times. Anyone for an NMAC?

Footnote: If you trigger a speed camera at more than 10% plus 2mph above a speed limit you will be prosecuted e.g over 57mph in a 50 zone. (Source - National Driver Offender Retraining Scheme Course Providers)

Rob Corcoran 9539

I am sure Bob is not suggesting we put his footnote to the test [editor]

Thank you

Thank you to my friends who have again remembered my birthday with lovely cards I do appreciate them. If I survive to next year it will be the big 90 I can't believe it. Thank you and best wishes to all.

Nora 0104

A tale of woe!

Our seventeen year old VW Gatcombe went for servicing and MOT as usual before the end of June.

We have had it from now and it has always lived under a Car Port at the side of the house.

For several years it has been worked on by the same mechanic, Craig, at VW Leicester. He almost considers it to be his vehicle and "perfection" is his work ethic.

In previous years only minor reasons would have caused problems with the MOT which were easy to deal with, such as part of the exhaust system needed renewing, or two new tyres may have been required.

So we were rather shocked at the list of failures this year. The "biggest" was the catalytic converter which was "blowing". Then the problem was locating a new one for the age of the vehicle. The whole country was scoured to find one, which added to the time our camper was laid up. We could not drive it home with a failed MOT.

Other failures were - a fog light was not working and a change of bulb did not solve that one. The bracket holding the twin exhaust pipes needed strengthening. The front number plate probably had stone damage causing it to crack and not look clear.

Just as we thought the camper would be finished Craig was having difficulty dealing with the rear springs one of which had "gone" - remember he strives for perfection! So finally we were able to bring our camper home at the end of July, resulting in a rather large "hole" in our Bank balance!

Elizabeth Grimsley 2080

Much work is underway at present updating the website. I am adding much of the technical information generated, collected and collated over the years by Baz, my predecessor. Much of it will now be available to members by downloading from the website for your personal use. You may save copies to your computer for off-line viewing and where appropriate, printing. This will be possible by using your web browser tools to print and save. If any members need help with this, I am happy to help, just send me an email to technical@asoc.uk.com or through the contact form on the website. It is a work in progress and over the next few weeks, as I write, more and more will be added to the technical pages. Personally, it is an interesting exercise as I have to read through all the material as I re-format it for the new website. It reminds me of how much I don't know! (but now at least I know where to look).

I have had a couple of requests for information regarding the Thetford C2/C3 & C4 toilets fitted in many of our motorhomes. I have found a couple of websites that have some really useful help in the form of service manuals and user manuals for these toilets. Here are two that you can download from your browser...

Thetford C4 repair manual

https://www.campshop.nl/dbdocs/attachment_20.pdf

Thetford C2/C4 Owners manual

<http://www.swift-owners-club.com/support/oem-handbooks/thetford/c2-3-4-user.pdf>

In response to my request last month for members to join me in a panel of model "experts". I have had two kind offers, one from a member with a Broadway and one from a member with a Nuevo EK. I am keen to expand this as widely as possible, as there are many models out there and none of them are getting any younger. If you feel you could help by allowing me to put your name on a list with your contact details, it would allow me to form a Tech Group with a very wide range of knowledge to be able to help members with their model specific problems. You don't need to actually be an Expert, just know more about your motorhome than me (which isn't saying much). Please email me technical@asoc.uk.com for more details – thanks.

I have been invited to use some really useful information regarding gas adaptors that has been compiled by a member. I will be preparing this rather comprehensive article for the October magazine. It will be of interest especially to members who want to begin touring in Europe. I hope, also, to include it on the website.

We have been contacted by a member who has acquired a 1992 Auto-Sleepers Recro. He says it is in reasonable condition and wants to refurbish it. He hopes that there are members out there who have previously owned this model who could share their experience with him. Keeping these Auto-Sleepers in use is important in creating a legacy for our hobby and I believe anyone restoring or refurbishing older models should be encouraged and helped. Perhaps there is some expertise at Auto-Sleepers? For anyone wishing to contact Mark, please, in the first instance, email me with your contact details, which I will pass on to him. Mark also owns a C&MC CL near Exeter and is willing to offer a discounted rate to fellow members when booking. I will add Mark to our Members discount page when it goes up on the website soon.

Finally, enjoy the rest of the season and please keep in touch with me with your technical issues.



Eibsee at the base of Germany's tallest mountain between Lindau and Salzburg [Christopher Macgowan]

from the chairman

I am pleased to be able to tell you that Martin Ross has been co-opted onto the Committee. Martin has joined the National Rally sub-committee and will be heavily involved in planning and running the 2019 National.

There is still one vacancy on the club committee. This is an excellent opportunity for someone who has never been involved in running the club to join the team without immediately taking on a specific role.

I've mentioned previously that over the last few months the committee have been reviewing every aspect of the way that the club operates. We are happy that most activities are being implemented in line with the wishes of the majority of members. There are however some things we'd like to try doing differently:

- As a one year trial for the 2019 renewal process, members will be given the option of paying membership fees by bank transfer. Membership renewal forms will still have to be completed and sent to the membership secretary in the usual way. Details of how to make the payment will be on the renewal form.
- Individual rally marshals now have the option to accept monies for rallies by bank transfer. Members will still be able to choose to pay by cheque and can only pay by bank transfer if the marshal chooses to accept that and advises so in the rally advertisement.
- We do not feel we are resourced at this time to accept new member applications and membership fees 'online' but we will examine this option again in July 2019.

Peter Brown, Chairman



Auto-Sleepers has given ASOC
five pairs of tickets to the
MOTORHOME & CARAVAN SHOW
NEC BIRMINGHAM
16 - 21 OCTOBER 2018

If you would like to go in the draw for a pair of tickets, send your details to the editor
It is likely you may have to pick up the tickets at the show depending on when they are
available from Auto-Sleepers

CLOSING DATE FOR ENTRIES 25 SEPTEMBER 2018
as usual the draw will be done by WINGS

FOR SALE

Auto-Sleepers Clubman GL
Volkswagen T4, diesel 2.4 1998 (R)
58,000 miles
full service history, 16 stamps in service book with receipts and all old MOT's and kept under cover when not in use, excellent condition throughout

£16,995

contact Ken 01803 770945
kenneth_woodman@yahoo.co.uk
thank you for the donation

FOR SALE

2006 Ford Transit Pollensa, 2.4 135hpb
78,500 miles,
very good condition throughout
MOT 24/07/19, usual A-S refinements, Flamma awning & bike rack, TV aerial, rear ladder, four new tyres, just completed 6 week trouble free tour of France.

£21,000 ONO

Tel Rob 07941 361365
Email: robannestaite@hotmail.com



DON'T FORGET

The club has a large quantity of gold coloured down-lighters with G4 Halogen bulbs above (these can easily be converted to LED with G4 LED bulbs). contact technical@asoc.uk.com

Erberspacher items

We also have a number of Erberspacher D2 Diesel heaters, heater fuel pumps, an electric heater of the same style, control panel. contact technical@asoc.uk.com

BACK IN STOCK



025

ASOC Hi Vis vest £7.50 + £2.00 postage

NEW



024

ASOC tee shirt on teddy bear £9.50 + £3.00 postage

Cheques made payable to Auto-Sleeper Owners' Club and sent to Regalia Officer, Auto-Sleeper Owners' Club c/o Orchard Works, Willersey near Broadway, Worcestershire WR12 7QF



ACCEO National Rally 2018

Ukrainian Youth Centre

Weston on Trent, Derbyshire. DE72 2BU

3rd - 8th October 2018



Full Social Programme

Wednesday	Meet & Greet
Thursday	Social Evening
Friday	Live Entertainment
Saturday	ACCEO AGM Live Entertainment
Sunday	Social Evening

Bus Service to Derby

Minimum of 4 outward & return trips to Derby Town Centre on Friday and Saturday (more if required) a small fare or donation will be required.

By kind permission of the Potteries Omnibus Preservation Society



The Rally Marshals can be contacted on 07934 968183. This phone will be switched on at 9:00 on Wednesday 3rd October and will remain live for the duration of the rally.

Cost for the National £30.00 for the weekend with any additional nights, (Wed, Thurs & Sun) at £10 per night.

Admission to the entertainment is £10 per adult, with accompanying children going free.

Your Weekend Entertainment

Friday Night

Tandem



Father and Daughter Duo

They perform songs from all eras and certainly know how to get a party started. Have appeared on many Members Club Rallies

Saturday Night

Wayne Swift



Multiple Tribute Artist

Back by popular demand Performs songs by Michael Bubl , the Rat Pack, Robbie Williams and many more hits from the 60's to the 00's



Taffy

Duncan and Pat Ashton 9671

Taffy is our 1997 Executive, we have only owned him for about 18 months and he is also our first motor home apart from a couple of occasions when we have hired vans for a holiday.

Because of work we can't go away for an annual two week holiday so instead we make the most of each weekend. So as soon as we finish work at 1pm on Saturday we pack up and away we go. Over the last few weekends we have had some interesting and relaxing short breaks.

We normally check the weather forecast and head in the direction of the sun or the least worst weather, so this weekend we headed west to a C&CC certificate site at Pontrhydfendigaid, on a hilltop near the ruins of Strata Florida Abbey. It was a very peaceful location and a beautiful view as well looking out over the Cambrian Mountains. The following morning we had fresh eggs for breakfast, kindly donated by the campsite owner, before the short drive to visit the abbey. Although only ruins they are set in such a beautiful and peaceful location it was well worth the time spent wandering amongst them. Back in the middle ages it must have been a different story with all the farming, lead mining and quarrying that took place around the Abbey and surrounding area.

Another weekend and the sun was shining to the north east of us so we headed to a Brit Stop on a fruit farm near Kidderminster. We arrived in time to buy something for our evening meal from the farm shop before being shown to a quiet corner of the farm for our overnight stop. We had intended visiting a couple of nearby towns on the Sunday but instead spent most of the day on the farm as the pick your own strawberries were ready and looked very nice and they were also holding an open day as part of 'Open Farm Sunday'. I had always assumed that this was a fictitious event that only took place in 'The Archers' but was pleasantly surprised to find that it really existed. As for the strawberries, they were really nice, tasting as good as they looked, but after 3 days of breakfast, dinner and tea I think we can safely say that we had got through our months allocation of our 5 a day.

The following weekend we pitched up in the car park at Hay on Wye and made use of the shuttle buses to get backwards and forwards to the Hay Festival site. We listened to a few interesting talks and bought a few too many books. Parking in a car park may not sound that appealing but Hay is a lovely little town to walk around with some nice pubs and from the car park a lovely view of the Black Mountains. Also once the blinds are pulled at night it makes no difference where you are.

One of our longer trips from our home in South Wales was to Cheshire and the Anderton Boat Lift. What a fascinating piece of nineteenth century engineering. The site has a large car park, which was free when we visited as the machine was broken, an excellent visitor centre and cafe, we went on a boat trip which gave us the opportunity to ride the lift.

So although we have only had Taffy for a short while we try to get away most weekends throughout the year to see or do something and we can easily say that he has been one of our better buys.



Strata Florida Abbey



The editor needs your
CONTRIBUTIONS
to ASOC News



Doing the NC500

Two Old Dodders and an old Pollensa called Petals

Patricia Udale 6849

June 2018

We decided we would like to do a tour of Scotland, but never really spent much time there. Les used to work for the Stagecoach Bus Company and visited Perth on business often. "Scotland looks beautiful Pat we must explore it one day". So we decided that we would go the whole hog and do the NC500 this June. What a fabulous adventure we had! I thought that maybe you would like to hear about some of the things we saw and did.

We set off from Cheshire on 13th June, all loaded up with plenty of supplies – just in case, as you do. Our first stop was Morecambe for breakfast – we used to live in Carnforth and wanted to revisit our old hangouts. We then drove on to Moffatt to visit an old friend of mine who has a pub and welcomes motorhomes to stay overnight for free. After a pleasant visit we woke up next morning to storm Hector. Les expertly drove Petals, the 2001 Pollensa, up the A74 in the gales. How he kept us in a straight line I'll never know – his expert driving came in very useful on several parts of this trip. We drove on to Blair Atholl visiting Queen's View Forestry Commission view point overlooking Loch Tummel on the way and wild camped

overnight in the huge landscaped car park at the House of Bruar. A beautiful shop but you need to win the lottery to be able to buy anything. They do fabulous fish and chips though and afterwards asked if we could park overnight and being told we were more than welcome. We spent a lovely peaceful night. Poshest toilets I've ever used while camping. Next morning we set off still following the A9 and stopped at the Cairngorm Mountain ski resort. There was still snow here. So funny, we saw a Stagecoach bus, Les says they get everywhere, but we didn't expect to see one at the top of the mountain. An hourly service from Aviemore no less. We drove up to Rosemarkie C & CC site for two nights. We stopped near Inverness on the way and Les had a macaroni cheese pie for his lunch, something I didn't know existed. The stay at Rosemarkie lived up to expectations and we were lucky enough to see the dolphins, the warden knew exactly what time they would arrive near the site and I got some lovely videos. Before leaving The Black Isle we had to make a stop at Udale Bay. Fancy naming a bay after us.

The next night we wild camped on the harbour at Latheron wheel. A quilting friend of mine who lives there told me motorhomes are welcome to stay for a small donation. We sat and watched the fishermen arrive back in their boats and one gave us mackerel for our tea – he even filleted them for us and even told us about the communal barbeque. The following day the first stop was John O Groats for the usual photos along with all the other tourists. Onwards to the Castle of Mey. Such a beautiful place and well worth spending time there, we just loved it. Now to find somewhere to park up for the night and we found a lovely spot just by the causeway on the Kyle of Tongue. Four other motorhomes pulled in as well but it was so windy we were unable to sit out and chat. It was a battle against the wind to take the rubbish to the bins. Our plan was to do two nights "wild" and then use a site all the way around the route, so off we went to Sango Sands site at Durness. A beautiful site overlooking a fabulous beach. The brand new shower block was very welcome! ➡



The NC500 route continues down the west coast down some very narrow roads with passing places. We lost count of the number of times we said “wow” and “stunning”. This coast is just the most beautiful place I have ever seen. The beaches, mountains and lochs are beyond beautiful. We drove on towards Ullapool where we planned to spend the night but it was extremely busy and crowded so after filling up with fuel and supplies, we decided to drive on. Glad we did because we found a lovely wild spot overlooking the Corrishalloch Gorge Nature Reserve. This was the only night we had rain but the view down the gorge to Loch Broom was still breath-taking.

June 21st was the most scary day of the whole trip! Petals had coped very well with all the narrow roads, steep climbs, dozens of foreign motorbikes, one of whom skidded into us at a view point but luckily no damage to us or him, but the day of reckoning lay before us. The route continues round Loch Ewe, Loch Maree, Loch Torridon and on to Applecross. I know I've said it before but just stunningly beautiful at every twist and turn in the road. We arrived at Applecross and the official NC500 map shows the next stage is across to Lochcarron. Oh how I wish I had read the accompanying book before we set off. The road goes over the top of the mountain on the Bealach na Ba pass. They say it's suitable for motorhomes. Single track with passing places and some very, very steep inclines. 2,000 feet high. My goodness it was a real test of both Petals and Les's driving skills. There were road works repairing all the damage to the road edges the wider vehicles have done which made the drive even more difficult. So many inexperienced frightened drivers. Poor Les had to reverse several times to a passing place because car drivers just ignored them and drove on and were then too scared to reverse. The engine got hotter and hotter and poor old Petals really showed us what she was made of. We had a dashcam on most of the journey but there is no way we could show that part of the trip – my language would

right: sunset at Appin

put a docker to shame!! I was terrified. The relief when we got down the other side was immense. It must be how you feel when you have just got off a roller coaster – not that I would know because I don't like them.


Back down on more level ground we spent the night wild camping at Lochcarron. The café owner told us that if we were lucky we may see the otters swimming near his boat but unfortunately it was not to be. The NC500 route then takes you back to Inverness along a main road but we decided to carry on down the west coast to see the white beaches. So on to Skye, over the bridge and down to catch the Mallaig ferry. We will explore Skye another day, I just wanted to go on the ferry. This is the only time we rang ahead to book a campsite and glad we did because we managed to get the last pitch at Sunnyside Croft campsite, all the other sites were full. A very beautiful site on white sandy beaches. It was so beautiful we stayed three nights here, partly because Les wanted to make sure he had TV to watch the England match. Onwards then to Fort William, it was very crowded and full of tourists and nowhere to park so we carried on to Oban. Much more pleasant with a car park where motorhomes are welcome – cheap too. We wild camped that night at the Marina at Appin on the side of Loch Linnhe. Beautiful sunset but the road was a bit noisy with the huge logging trucks.

Next morning 26th June, we drove down through the Trossachs and Loch Lomond, and camped for the night at the Slanj pub, this is a popular stopover for motorhomers apparently. Now where? We found a C & CC THS at the Irvine Maritime Museum so we drove there and spent two nights. Nice to have shops and civilisation again but how we missed the peace and beauty of the Highlands. Onwards towards home we drove the Galloway Tourist drive down to Glencaple. Again motorhomers are welcome to spend the night on the harbour for a small donation. There is a café called the Boathouse, the best, and cheapest, lunch we had on all of our trip. By now it's the 30th June and Les just wanted to get home so it's straight down the M6 after the

most fabulous trip. We saw Ospreys fishing, Eagles soaring, Deer, Highland cattle, and numerous different seabirds, stunning sunsets, white sandy beaches, turquoise seas, lots of great little cafes, crossed over the Atlantic on a foot bridge, ate fresh seafood direct from the sea, met people from all over Europe in fact one couple we met in a hired motorhome were from Vietnam. A great trip we would recommend to anyone.


Things we learnt on the trip. "Free" overnight camping in pubs isn't free. It costs far more for the "expected" meal and drinks than staying at a campsite with all the facilities. We don't tend to eat evening meals out when we camp, mainly lunches, so won't be doing that again. Wild camping in Scotland is fabulous, next time we will venture further off the beaten track. The Scottish people make motorhomers very welcome, we met so many lovely people. Two nights wild and using a site works very well. Gives us time to shower, elsan etc.

We saw some stunning places and were overawed by the beauty of the Highlands. We didn't see any midges at all. Even after stocking up with Avon Skin so Soft and midge hats. We will certainly go back and explore more of Scotland.



above: The Bealach na Ba

below: The Skye Bridge



ARE YOU
GETTING READY
FOR CHILLY
DAYS AND
NIGHTS?



buy both items
together and save
£3.00

now's the time to get your fleece and woolly hat

fleece comes in royal blue or navy (ladies) and navy only (gents) £23.00 each including postage

woolly hat in black £9.50 including postage

contact the club shop on regalia@asoc.uk.com or telephone 07799 591550

STILL ON THE ROAD part 2

Andy Brown 8600

Italy

After 16 days of travelling in Provence we finally reached Italy. Our decision not to use (and pay for) motorways got kicked into touch to get through the heavy traffic in and around Nice. A good decision and only cost €4,00. We headed for an ACSI site at Ventimiglia and were introduced to the permanent anarchy which is the driving system in Italy on roads in a poor state of repair and much narrower than we had used in France. The campsite, however, was a good introduction to the quality of campsite that we came across throughout Italy. The reception spoke excellent English and were helpful and friendly; another aspect of Italy which we came across throughout.

We stayed in Ventimiglia for a day but it poured with rain and was very windy. However, we were very British and walked the length of the Promenade ignoring the gusts of wind, driving rain and spray from the sea finally to enjoy a coffee and croissant in a restaurant on the beach where we discovered to our delight that Italian prices are about half of those in France.



We decided to use the motorway to get to Pisa as the normal roads would take us over 9 hours instead of the 3 hours which cost us €32.00. Even then, the state of the road surface left a lot to be desired. We stayed on a Sosta (Motorhome Aire) at Pisa which was run by a local Motorhome club (€12.00/€15.00 with electricity). They were very friendly and told us the best way into the town about 20 minutes on foot. We walked into Pisa and checked the best deal for visiting the monuments the following day. The next day was beautifully sunny and we discovered that we had hit on one of the few occasions that you can walk round the town walls which gave us a great view of the Campanile (the leaning tower) and the Basilica. We spent the day enjoying the sights although we did not go up the tower as that would have cost €36,00 alone and the queue was already about an hour long.

The drive to our next site outside Florence was reasonably short and took us to a campsite set in the Tuscan countryside from which there was a good bus-service into the town. We also met another Auto-Sleeper (Flair) with Peter and Kay on the site. The site had details of a couple of walks in the area which lead us to come across some interesting people, an artist living in a small village had taken over the upkeep of an unused 13th Century church and exhibited her sculptures in it. On another walk we stopped and chatted to another woman who specialised in the propagation of lilies. When we left, she took us in her car down to the road to save us from the (organic) crop spraying of the fruit trees. Florence was



stunning!! Unlike Pisa where the monuments are set in a large green space, Florence is a series of small roads, alleyways and squares and you come across the cathedral and bell tower all of a sudden. It quite takes your breath away. Tickets for the bell tower and other entries were sold out for the next two days so we got our entry time-slot and decided to return to the campsite but not before visiting the central market hall where we found fresh produce at a quality and price un-matched anywhere else in Italy. Our eventual visit to the Bell Tower was exhausting but worth it along with the Baptistry and the Duomo (cathedral).

From Florence to Siena and another great ACSI campsite where we came across Peter and Kay again. Very different to Florence with a deep red coloured stone but still the narrow alleys and squares. Quite delightful other than being stung for an extortionate service charge for beers. Moral of the story; always check and also don't buy beers in the most touristy areas.

Sienna to Lake Bolsena where we had a few days R&R in and around the town of Bolsena. A beautiful area and easy cycling round the lake, often on tracks down by the lakeside. Also the start of our outdoor swimming to get some relief from the blistering weather.



RALLY INFORMATION

Neil C. Rogers, Rally Coordinator
5 Emerson Court, Carmel Road North, Darlington, Co. Durham DL3 8JB
Telephone 01325 954508 Email ncr@mypostoffice.co.uk

please read the important rally information on the inside front cover
please inform the marshal if you wish to take a car, trailer or tent to a rally



2 - 7 September 2018 (5 nights)

South Lytchett Manor Caravan and Camping Park Dorchester Road, Lytchett Minster, Poole. Dorset. BH16 6JB

Rally Marshals: Pam and Steve Earnshaw, Barbara and Al Buckett.
Emergency Telephone 07961 626717 (Steve's mobile) 07951 711056 (Pam's mobile)

Site fees £82.50. Rally Fee £7.50 couples. £5.50 singles.

Total £90.00 couples £88.00 singles including electricity and Wi-fi.

Please send your rally slip with a cheque for the appropriate amount made payable to
P. & S. Earnshaw 27, Lundhill Grove, Wombwell, Barnsley. S. Yorks. S73 0QZ.

Telephone 01226 750862 together with your Email or SAE for confirmation and directions.

South Lytchett Manor is an award winning commercial site 5 miles from Poole. There is a bus stop directly outside the site entrance from where you can catch buses to Poole, Bournemouth, Wareham, Lulworth Cove, Durdle Door, Dorchester etc. Ralliers will have full access to all the sites facilities showers toilets etc. Dogs are welcome must be kept on lead at all times.

Please NO ARRIVALS before noon and the rally closes at 11 a.m. on day of departure.

6 – 9 September Warners South West Motorhome Show, Shepton Mallet

Rally Marshals: Martin Ross assisted by Liz Irvin.

Emergency Telephone 07901771040 marshal's mobile.

Please use a booking form from other magazines, please mark the form ASOC and note the special Club site fees:

Arrive Thursday £43, arrive Friday £40

All bookings for the Saturday evening entertainment must be made & paid with Warners when returning the application form to them by Wednesday 22rd. August.

If you wish to rally with the Club then return the application form to Warners by this date.

**Then you must also complete a Club rally slip, (this also applies to internet bookings).

Return it with the Rally Fee of £2.50 couples, £1.75 singles,

Rally slips & cheques payable to

Martin Ross, Elvina, Wold Road, Barrow on Humber, DN19 7BT. Telephone 01469 530893, mobile 07901 771040. e-mail mross@uwclub.net

Please collect the Club rally information pack from the ASOC marshals before parking where directed.

The rally finishes at 12 noon Sunday but you may remain on site until 12 noon Monday.

10 – 14 September (4 nights)

Beamish The Living Museum of the North Co. Durham DH9 0RG.

Rally marshals: Pauline & Neil Rogers & Yvonne & Stuart Wood.

Museum Telephone 01913 704000 Emergencies only 10.00am - 6.00pm.

Marshal's mobile available 9.00 - 22.00 hrs. morning & evening 07922 049714.

Site Fee: £11.25 per night. (Includes charge for toilet emptying tank).

Rally Fee: £3.00(couples). (Singles £2.00). Greenfield site with hardstandings. No Electricity. Toilets open when museum open.



Booking slips to: N.C. & P.Rogers, 5 Emerson Court, 96 Carmel Road North, Darlington, DL3 8JB telephone 01325 954508.

Cheques payable to N.C.&P.Rogers. SAE or e-mail address for confirmation of acceptance.

Special admission fees to Museum using vouchers collected from marshals. 25% off admission fees. These cover all the days of the rally. SEND NO MONEY.

Attractions: Award winning Beamish Open Air Museum, Buses to Durham City, Metro Centre, Newcastle. The Angel of the North, Weardale & Teesdale. Locomotion Railway Museum, Shildon.

Food available at pub outside gates and in Museum during opening hours.

Directions: From N & S on A1M. Leave A1M at junction 63 for Chester le Street & Stanley. Follow signs for Beamish Museum on the A693 (s.p.Stanley). Right at roundabout approx 4 miles from A1M. If you will arrive after 6.00p.m. please show on rally slip.

Please note that we are rallying on a new site, please follow ASOC signs from top right hand car park. RALLY STARTS AT 12 NOON NOT BEFORE.

9 - 16 September (7 nights)

Unity Holiday Resort, Brean Sands, Nr. Burnham on Sea, Somerset. TA8 2RB

Rally Marshals: Linda & Brian Ellis & Jackie & John Moss

Emergency Telephone 07711 375323, marshal's mobile.

Site Fee: £12.00 per night includes electric & club passes.

Rally Fee: £3.50. Send rally slips & cheques, payable to

Brian Ellis, 52 Golf Links Road, Burnham on Sea, Somerset. TA8 2PP. Telephone 01278 784524, ell.ba82@yahoo.co.uk plus a S.A.E. or a clear e-mail address for confirmation.

Unity Holiday resort is a full facility site including swimming pool, bars, clubs & grocery shop. All pitches are on level, grass with hook up. It is ideal for walking or cycling as the area is fairly flat with 7 miles of beach plus Brean Downs. Bus stop outside site to Burnham on Sea or Weston super Mare. Local market & car boot sale. Dogs are welcome on this site.

Directions: M5 to Jct. 22 (Edithmead) Burnham on Sea, cross straight over A38 heading towards Burnham, cross Tesco island, no fuel. At mini island turn right Berrow/Brean. Follow this road for about 4 miles to Brean Holiday Resort Unity, site is on right. Look for black/white cow. Rally on Yellow field.

21 – 24 September Seasons Finale Show, Lincoln Showground LN2 2NA

Rally Marshals: Pauline & Neil Rogers & Yvonne & Stuart Wood.

Emergency Telephone 07922 049714, marshals mobile

Please use a booking form from a motorhome magazine and please mark the form ASOC and note the special Club site fees:

Arrive Thursday: £48, arrive Friday £45. All bookings for the Saturday evening entertainment must be made with Warners when returning the application form to the organisers by Wednesday 10 September, if you wish to rally with the Club.

***Then you must also complete a Club rally slip, (this also applies to internet bookings).

Return with a cheque for the Rally Fee of £3.00 couples, £2.00 singles to:

N. C. & P. Rogers, 5 Emerson Court, 96 Carmel Road North, Darlington. DL3 8JB.

Telephone 01325 954508.

Cheques payable to N. C. & P. Rogers. Please collect the Club rally information pack from the ASOC marshal before being parked.

The rally finishes at 12 noon Sunday but you may remain on site until 12 noon Monday.

A.C.C.E.O. National Rally, Wednesday 3rd October (1200 hrs) to Monday 8th October (5 nights) Ukrain Youth Centre, Weston on Trent, Derbyshire, DE72 2BU.

Marshals Peter Brown and Chris Mawdsley telephone 07771 827711

This rally is part of the ACCEO annual National Rally. Toilets are available as there is a large hall in which social activities and/or entertainment is planned for each evening. There will be professional entertainment from the Duo, Tandem on Friday evening and on Saturday evening a multiple tribute artist, Wayne Swift. The ACCEO AGM is on Saturday afternoon and can be attended by any interested rallier. There are no electric hook-ups. There is a bus stop about ½ mile away with a service to Derby. [continued on next page]

There is no rally fee. The cost of the rally for Friday and Saturday nights is £30, tickets valid for both nights entertainment are available at £10 per adult. Wednesday, Thursday and Sunday are optional nights at £10 each. Please indicate on the application form which nights you want to stay and if you want the entertainment.

As caravans attend this rally we are asked to advise if you wish a permanent tent awning to be erected and also the length of your vehicle, please include this information on your rally slip. ASOC has to present a collated booking form so can I please have your rally slip and cheque before 27th August.

Peter Brown, 5 Kenilworth Walk, Cheadle, Stoke on Trent, ST10 1WA. If you have any queries or wish to book during September when we are away from home, telephone 07771 827711 or e-mail pcb7ty@btinternet.com.

Cheques payable to Peter Brown. If you wish confirmation of booking please include an e-mail address or SAE.

Thursday October 25 - Monday 29 (4 nights) Rally terminates 1200 noon Monday Bridge Villa Camping, Wallingford Oxfordshire.

Rally Marshalls: John and Jan Geeson, (01491 641776 mobile 07785 932348 email john.geeson@outlook.com) assisted by Phil and Shelagh West.

Site fees £74.00 rally fee £5.00.

RALLY FULLY BOOKED

Please forward cheque for £79.00 payable to J Geeson, 20 Bradley Rd Nuffield Henley on Thames RG9 5SG. Enclose SAE for confirmation and directions or clear email address please.

Possible meal Friday evening, indicate on application form if interested. Hall available Saturday and Sunday evening.

Wallingford town centre is just a short walk across the bridge with a regular bus service to Henley, Oxford, Reading and Didcot. Picturesque walks along the Thames and Castle Gardens. Market day Friday.

Dogs are welcome but must be kept on a short lead at all times. Dog walking adjacent to the site.

Limit 20 vans

29 October – 2 November (4 nights) Wells Touring Park, Haybridge, Wells, Somerset. BA5 1AJ

Rally Marshals: Liz Irvin, Chris Mawdsley and Peter Brown
Emergency Telephone. 07711 271568

Site fees: £64.00 plus rally fee £5.00. No admission before 12.00

RALLY FULLY BOOKED

Send rally slip and fees payable to Liz Irvin, 43 School Lane, Kirk Ella, East Yorkshire. HU10 7NP. Enquiries 07711 271568 or lizirvin@outlook.com Confirmation by email, SAE if no email.

The site is a Premier Parks site for adults only and includes showers and electricity. We have negotiated a discounted fee for the rally.

The site is within walking distance of Wells with a cathedral and a moated Bishop's Palace. Wookey Hole is nearby. Group Guided Tours can be arranged to the Cathedral and the Bishop's Palace, please indicate on the slip if interested.

The bus stops at the site entrance to take you to Cheddar Gorge or Weston Super Mare, or to Wells with connections to Bath, Bristol, Glastonbury or Street.

2 - 6 November 2018 Sedgemoor Carnival, Burnham on Sea, Somerset

Rally Marshalls: Linda & Brian Ellis

Emergency only mobile 07711375323.

Site Fee: £65.00, Rally Fee: £4.00 Total. £69.00. before 20th October please. Send rally slip & cheque, payable to B. Ellis together with a stamped addressed envelope or a clearly written email address for confirmation to Brian Ellis, 52 Golf Links Road, Burnham on Sea, Somerset. TA8 2PP. Telephone 01278 784524

Email ell.ba82@yahoo.co.uk The site is a full facilities Haven site. We are limited to 46 pitches, they are all hardstanding level pitches with electric hook up and are accessed by tarmac roads. Disabled or special needs please indicate on slip for convenient siting.

There is an indoor swimming pool which may still be open.

Attractions: Fireworks display Sunday and the Carnival on Monday evening. Burnham town is a 10 minute walk up the prom from the site with a range of shops and eating places plus Lloyds Bank, supermarkets, B & M and Lidl and a long beach (7 miles) There are buses to Highbridge, Bridgwater, Taunton & Weston Super Mare.

Monday is not your average town carnival, as many will testify. There are floats decked with thousands of lights, some moving displays, some tapestry and many walking entrants. The whole parade can take about two hours (wrap up warm). If you have never seen this spectacular event visit highbridgeandburnhamcarnival.org.uk (all lower case).

Directions: Sat Nav. Use TA8 1LA and look for Holiday Village signs. M5 junction 22 Burnham on Sea exit to the large island (Edithmead A 38) and turn left and follow signs for Burnham Holiday Village. (Taunton A 38). Approx one mile straight over island (A38) and continue past caravan sales, over railway bridge then turn right at the Asda island signposted Burnham Holiday Village. At Mini island by petrol station bear left onto Marine Drive towards Burnham town centre. Holiday Village is in about a quarter of a mile on the left.

NO DOGS ALLOWED - SITE RULES.

Rally starts at 10.00 a.m. Friday 3rd November. No early arrivals please.




photo from last year, this event is not to be missed

Friday 16th – Tuesday 20th November (4 nights) Victoria Park Southport

Rally Marshals: Dave & Wyn Crabbe

Emergency Telephone 07763773877 Marshal's mobile.

Site Fee: £13:00 per night including Electric hook up, Rally Fee: £3:75 couples. £2:50 singles.

This is a public park and green field site.

Dogs welcome on a lead on site at all times.

A fish & chip super has been arranged for the Friday evening. Chips @ £1:65, Fish (cod) @ £3:70.

Please indicate on the form your order and send payment with the rally form.

Booking form & cheques payable to D C & W Crabbe 27 Crawford Road, Crawford Village, Up Holland, Skelmersdale, West Lancashire. WN8 9QR. Telephone. 01744 884437.

Please send SAE for confirmation and directions or e-mail address clearly written (BLOCK CAPITALS) please.

If you would like to arrive and stay before or stay on after the rally there is a Caravan Club site adjacent to the park. Please book your extra nights with the CC site directly. This is not part of the rally and incurs an extra charge.

Attractions; Victorian coastal town of Southport and its shops, parks and beaches, also the second longest Pier with tram in the country. Sunday evening switch on of Christmas lights. Liverpool with its wealth of attractions, architecture, museums, waterfront, Albert dock, and Liverpool One shopping centre. Martin Mere Wild Fowl centre. Ormskirk market town, Crosby Beach with the Antony Gormley statues, Red squirrel sanctuary at Formby and a lot more around the district and further afield.

There is a Morrison's supermarket within 5 minutes' walk from the site.

Rally starts at 1200hrs. N.B. There is now a barrier across the entrance which requires a code to enter. Please do not arrive before 1200hrs as parking on the road will cause problems.

Limit 30 vans

If you wish to run a rally in 2019 please contact me A.S.A.P.

When a date & venue is chosen you will receive the Rules for Rally Marshals and asked to sign a Marshal's Declaration which should be returned to me.

Assistance and advice is available, if required, from Committee members. Please contact me if required.

If you would like to assist a Rally Marshal to see what is involved in running a rally, please contact me.

I have details of possible rally sites, if interested please contact me.

It is important that all potential rally dates and venues are checked with me first as unless they are approved by the Club, there will not be any Public Liability Insurance.

Neil C. Rogers
5 Emerson Court,
96 Carmel Road North,
Darlington,
Co.Durham.
DL3 8JB
Tel./Fax.No. 01325 954508

Completing Rally Returns

Would rally marshals please ensure that the rally returns are completed on the NEW forms sent out by Neil, using the instructions accompanying them. (see below)

Please note the instruction regarding rally plaques. They must not be entered on the return, but allowed for in the surplus which is returned to the Treasurer.

Many thanks John Geeson

Completing the Rally Cash Summary Sheet

A copy of the "Rally Marshal's Cash Summary" sheet will be sent by email and post to each marshal by the rally coordinator.

For those who have access to email, it is preferred that the soft copy be used as this is self-calculating and is immediately transferred on to the account sheets by the Treasurer. A hard copy has to be re-written as a soft copy by the Treasurer.

Page 1 Details

Complete the boxes indicated by X where applicable.

Page 2 Income

Itemise a breakdown of pitch fees (if numbers of nights vary show number of nights and rate per night). Next enter rally fees entering separately couples and singles amounts. Enter any other income e.g. donations etc. Pitch fees and rally fees must be shown separately.

Page 2 Expenditure

Enter site fees, this must be = to site fees in Income. Enter and list amounts for refreshments, administration, miscellaneous expenses etc.

Page 2 Raffles

Only use this section if a raffle takes place (cost of prizes for other activities to be shown in expenditure). Enter raffle income in 'Raffle Takings' marked X, and itemise prizes and cost in appropriate columns.

Note: All the above amounts are automatically calculated and reflected in the appropriate boxes on page 1.

For those using the hard copy all amounts have to be manually calculated and transferred to the boxes on page 1.

The simplest method of transferring the surplus is directly into ASOC account using the details at the bottom left on page 2 of the cash summary.

Note: The bill for the plaques goes directly to the Treasurer, the surplus for the rally should, at least, cover the cost of the plaques at approx. £1.00 each. With a minimum order of 25.

Please attach a list of names and membership numbers plus receipts for all items over £20.00 and other items wherever possible and send to the treasurer. Scanned copies of receipts etc. are acceptable but keep the originals until the accounts are approved at the end of the year.

Please make sure that if receipts contain items that do not apply to the rally are crossed through and the appropriate items are legible.

Should you have any difficulty completing the return or how to save and email, please call me for any assistance.

John Geeson Treasurer

RALLY APPLICATION FORM

Date sent:		Rally name:	
First name:		Surname:	
Address:			
Town/City:		Postcode:	
Phone:		Mobile:	Membership No:
Email:			
Additional number of named persons in your van			
Adults:	Children (incl age):	Dogs:	
Name:		Name:	
Name:		Name:	
Name:		Name:	
MOTORHOME DETAILS		ARRIVAL DETAILS	
Registration:		Day:	
Length:		Time:	
Model:		am <input type="checkbox"/> pm <input type="checkbox"/> Evening <input type="checkbox"/>	
Cheque enclosed for £ for nights including rally fee			
Full payment must accompany the application and cheques made payable to the rally marshal			
OTHER DETAILS		Is this your first ASOC rally:	<input type="checkbox"/> yes <input type="checkbox"/> no
		<i>If available:</i> Electricity:	<input type="checkbox"/> yes <input type="checkbox"/> no
		<i>If available:</i> Evening meal:	<input type="checkbox"/> yes <input type="checkbox"/> no
		<i>Any special needs: If yes specify below</i>	<input type="checkbox"/> yes <input type="checkbox"/> no
EMERGENCY CONTACT DETAILS			
Name:			
Phone:		Mobile:	
We require the details of the person to contact in the event of an emergency			

Rally application form to reach the marshal 14 days before the event if possible

Enclose a S.A.E if confirmation is required