



www.asoc.fsnet.co.uk

AUTO-SLEEPER OWNERS' CLUB

A Company Limited by Guarantee
Registered Office: Orchard Works, Willersey, Nr. Broadway Worcs. WR12 7QF.
Registered No: 4616963



a Blown Autosleeper

NEWSLETTER 270

March 2011

From the Editor ^(S)

You may recall Rita Jones mentioned the Antiques Roadshow some time ago, suggesting it might be nice to have a rally to coincide with one of the shows. She has now forwarded the 2011 schedule (Neil Rogers also has a copy), so if one of them is convenient to you and you would like to run a rally get in touch with Neil.

Monday	4th April	Manchester Town Hall
Wednesday	20th April	Birmingham University (The Great Hall)
Thursday	12th May	Layer Marney Tower, Nr. Colchester
Thursday	26th May	St. Andrews University (St. Salvator's Quad), Scotland
Thursday	2nd June	Lulworth Castle, Dorset
Thursday	9th June	Aberystwyth Arts Centre, Ceredigion, Wales
Thursday	16th June	Hever Castle, Nr Edenbridge, Kent
Thursday	30th June	Castle Coole, Nr Enniskillen, Northern Ireland
Thursday	7th July	Hartland Abbey, North Devon
Thursday	14th July	Seaton Delaval, Northumberland
Thursday	28th July	Yorkshire Museum & Gardens, York
Thursday	25th August	Wimbledon All England Lawn Tennis Club
Thursday	8th September	Weald & Dowland Open Air Museum, West Sussex

The Antiques Roadshow is a public event and you do not require an appointment or a ticket to attend; simply turn up on the day any time between 09.30 and 16.30.

Cover Illustration

For those less technical amongst you, in the automotive world 'blown' refers to a supercharged engine.

The National Rally

I can now give you further details for Friday 29th. April.

There will be a screen showing the Wedding in the Cedric Ford Pavilion and at lunch time a Wedding Reception. Please get out your wedding gear, particularly ladies - your hats. For this special occasion we are allowed to take into the hall our own snacks and the Bar will be open from about 10 a.m. Everyone is welcome but even if you are not interested in the wedding please join us at lunchtime.

There will not be a T.V. in the Stuart Goodwin but anyone showing a hobby who wants to view the ceremony can speak to Stuart Wood and something will be arranged. We hope everyone will join in the lunchtime period just for fun.

If there are any members celebrating an anniversary on or near the date please contact me on 01902 332105. If I am not at home leave your name and contact number on the answer machine

We are still hoping to have some Traders present but as the Friday is now a Bank Holiday it causing problems with staff. It is I'm afraid a question of just waiting to see who arrives.

For members not interested in the wedding there will be the bus to Brownhills from approx 10 a.m. The Stuart Goodwin will be open from 10 a.m. and the Air Museum is a very interesting place to visit.

FOR MEMBERS ENTERING THE CAKE COMPETITION PLEASE NOTE SHEILA WILL NOT BE ACCEPTING CAKES UNTIL 2p.m.

I hope everyone will enjoy the weekend.

Nora Venables

SALES AND WANTED BOARD

This will be situated in the Stuart Goodwin Hall again.

If you would like to place an advert it **must** contain
Motorhome type
Registration Number
Row in which your vehicle is situated.

A mobile phone number would be useful

Please see me in the hall to have it put on the board
A donation for the weekend charity of 50p to place the advert is
suggested.

A further donation on completion of a successful sale/purchase
would be appreciated.

**Contact: Ian Wood 07521 813890
Neuvo ES Reg M11MWD**

Have you sent off your booking form for the National Rally?

If you have and have not heard from me, please contact me
on 07905612418 or email sh.asoc@btinternet.com. I normally
send out replies within a couple of days of receiving the
booking form. Of course, there is still time to send your
booking, but beware that time flies when you least expect it
to.

Sheila Henthorne

CAKE COMPETITION

TOSS IN FRUIT CAKE

225g (8 oz) S.R. Flour
125g (4 oz) Margarine
125g (4 oz) Castor Sugar
2 Eggs
350g (12 oz) Sultanas
50g (2 oz) Chopped Glacé Cherries
1 tsp Almond Essence
Pinch of Salt
4 tbs Milk

METHOD

Toss all the ingredients together in a bowl
Mix well until smooth and very soft
Pour into a lined 7" round tin
Sprinkle granulated sugar on top
Bake in a moderate oven for approx. 1 to 1¼ hours at 160° or gas
mark 3.

Place the cake on a cardboard plate and cover with cling film.

**Please bring the cake to the Stuart Goodwin Hall on Friday
after 2pm.**

1st Prize £30
2nd Prize £20
3rd Prize £10

All cakes will be auctioned off for the chosen charity.



Chairman's Chat

I would like to give a Big Welcome to all of our new members listed in the latest Newsletters. I do hope that you will join in, visit the many rallies on offer, meet with other club members and enjoy the friendship and camaraderie so generously offered by this club.

Plans for the next AGM are well nigh completed and once again this should be another happy and enjoyable event. The committee has tried to take into account everyone's wishes and YES there will be a wedding free zone and a quiet area on the Friday. I am sure that members will enjoy the arrangements made and Mo and I look forward to meeting you during the weekend.

During the recent bad winter weather much was made of our lack of preparedness by the media. Together with the various statements given out by the Secretary of State for Transport, they showed a complete misunderstanding about the safety benefits of winter tyres and this must have added much to the confusion for many people. To help drivers further understand the benefits of winter weather tyres, the company TyreSafe, has added a new dedicated section to its website along with an updated information leaflet which can be downloaded FOC. To see this information visit www.tyresafe.org

It is always interesting writing this Newsletter bit as you run over the many things that have happened since the last AGM, re-reading some of the many experiences enjoyed by members, the places visited, the trials and tribulations serves as a constant reminder of how much happens within our club. As we enter into the month of March, no doubt many of you will have decided where, when and which trip that you are going to make this season. Do not forget that as and from this April, the exchange of information between EU members regarding speed limits etc. will take place and remember that France, Germany, Holland and Switzerland all have different speed limits within built-up areas, so take care and enjoy Safe and Happy Motoring.

Mike Valentine

A few tips for newcomers to motorhoming.

There are in general 2 types of motorhomers, those who only ever stay on sites sometimes for days at a time and insist on electric hook up, and those like my wife and I who are always on the move use CLs and pub car parks (with the landlords permission of course) and wild camp where this is not specifically banned, most of my suggestions will relate to this type of van usage. Some people will of course fall into both categories.

Making toast under the grill. If you have a standard grill rack under the grill, toast will be slow (about 4 mins per side) but raising the bread to a point that it will only just go under the grill will reduce the time to less than half this. I have had extra long legs welded to the grid and take the grid with me if I change the van but some people just put something under the legs to pack it up.

Freezers You can pack some things into them more easily if you remove the outer packaging and put the contents in plastic bags, don't forget to save the cooking instructions, but don't pack it too tightly or you will reduce its efficiency.

The external cover on gas powered water heaters. These can be quite difficult to remove at times & then you think what can I lubricate it with, & will it fall off if I do. The one thing you always have handy is washing up liquid, which works well and I have never lost a cover in ten years of motor homing. When you take it off stow it on the dashboard so that you do not forget to put it back before moving off.

Gas. One of the best purchases I ever made was a refillable gas cylinder and filling kit for use with Autogas (expensive but I think worth it) this saves all the hassle of carrying lifting and connecting cylinders and the gas is less than half the price £7 to £8 at present, from empty, so it will pay for itself eventually, & Autogas is available in Europe, calor type cylinders are not. But does not however seem to be available in Southern Ireland. You do however need to down load a list of suppliers from the internet or

buy a map of their locations but do telephone your chosen supplier before going out of your way to top up, as suppliers do seem to come and go. I only use one 6kg cylinder this requires topping up about every 5 days in winter when the room heater is in use or about every 10 days in summer. You don't have to make a hole in the side of the van, just mount the filler in the gas locker where the 2nd cylinder would normally be this also gives you space for water filler hose and adapters or electric cables etc. If you plan to spend a lot of time on the continent (we don't) you may be better with two cylinders. Of course you take the set up with you if you change the van.

Gas 2. If you still intend to change cylinders butane (blue cylinders,) is more efficient than propane (usually red cylinders,) and will probably cook quicker, but butane will not work in winter but propane will, Autogas is mainly propane..

Hoses. If you plan to use a hose to refill your water tank, do obtain fittings to suit every size & type of tap you can think of as there will not always be a screw fitting tap.

Kitchen sink drain. As most motorhomes don't have traps on the sinks to stop smells, the waste (grey water tank) can start to smell mainly caused by food residue rotting in the tank and outlet pipe, I keep most of this out with a removable trap in the plug hole which cost me £1 which is cleaned out into the bin after letting the water out, surprising how much there is in just one wash bowl full and if you use the sink rather than a plastic wash bowl you have to whip it on quick after taking the plug out but a plastic bowl uses less water. If it does smell a very small quantity of **concentrated** disinfectant such as Zoflora down each plughole will usually improve things but clean your tank out thoroughly with a proper cleaner, (Thetford or similar) when you get home. To drain completely, you must take the large cap [*Ed. This is not a standard fitting*] off the bottom of the tank, you will be surprised how much is left after you have emptied it via the drain tap.

The oven. This isn't only an oven, it forms an excellent cupboard

when cold, we have a crate full of fresh fruit and veg stored there.

The gas kettle, immediately after use it is too hot to put away so I suggest you put enough cold water in it for the next cup of tea or coffee to save waiting for it to cool down, we carry a plastic 1 pint measure which equates to enough water for 2 mugs full, and is useful for making gravy, custard, etc.

Toilet & Kitchen rolls. May unroll when you are on the road, an elastic band of the size used by the postman round it will stop this. [ed. *Squash the roll to make it oval works as well!*]

Towels and face cloths. Hanging. Loops stitched to the corners make drying them easier. We have multiple hooks (bought in a pound shop,) on the outside of the wardrobe door above the room heater for this purpose.

Brian Murphy

DOOR SEALING

[If you are not 100% sure of what you will be doing or are not certain the work is within your competencies DO NOT START THIS. Peter Brown]

Further to the article on poor door sealing on some Boxer models. Try gently pulling off the rubber U shaped seal in the local area and with a rubber mallet or piece of soft wood tap the metal lip to-wards the door, the required amount in an even line. Then squeeze the door seal slightly along the U shape so when refitted it fits tight to the metal.

We did this to our old Ford "Ravenna", passenger and habitation door, its works. If you still have too large a gap you could, as a last resort cut just the "O" seal and push down in some household thin draught excluder to bulk it out more, re-glue with bike puncture kit glue. If you cannot see if you have closed the gap up cut a strip of light card an inch wide 18" long, closed at the opening in the middle, if its tight to pull you've won! Trust this is of some help.


Iain & Sue Munro

MORE ON DRAFTS

As all owners are probably aware, depending on wind direction draughts find their way in through door seals, high level dashboard vents and in particular up the hollow "B" pillar where the seat belts protrude.

The cab, though, is the most difficult part of the vehicle to heat because of the windows, lack of insulation and all the cold metal parts. I have isolated the draughts and cold air from entering the living area simply by a curtain.

We purchased some heavy duty material and Jan doubled it to give it some weight and secured it to the edge of the over cab bed by press studs to make it simple to fix and remove. We have found the living area warms much quicker and maintains its heat



much longer before the thermostat cuts in again. It also acts as a privacy curtain on an overnight stop, eliminating the need to use the cab curtains.

Here is a picture should it be of any use.

John & Jan Geeson



March 2011 Rally Supplement.

Please carry your ASOC membership cards when attending rallies.

All rallies start at 12 noon unless otherwise stated in this supplement.

Applications for rallies must be made on ASOC rally slips. The only exception is the National & AGM Rally.

Please inform the Rally Marshal beforehand if you wish to bring a car, trailer or tent to a rally.

Marshals please note that the rate of VAT rose to 20% in January 2011. This will mean a rise in rally fees by 2.5%. This would make a rally fee of £2.35 into £2.40.

Monday, 27th June to Monday 4th July 2011. (7 nights) Camping Rudesheim am Rhein, Rudesheim, Germany.

Rally Marshals: Liz Irvin and Jeanne Hall: assisted by Peter Brown and Chris Mawdsley.
Emergency Tel. No. 00 44 (0) 7711271568.

Rally fee £17.50 inc VAT (non refundable if successful) to be sent with rally slip and SAE or email address for reply, to Mrs. E Irvin, 43 School Lane, Kirk Ella, Hull, East Yorkshire, HU10 7NP.

Cheques payable to E. Irvin. Tel. No. 01482 658345.

E-mail irvin@irvin.karoo.co.uk

Site Fees payable direct by members to site owner, expected to be similar in 2011. Fees in 2010 were € 27.30 per night for 2 adults, € 22.00 for 1 person, inclusive of electricity 10 amps.

Dogs €3.00 per night.

Showers € 1.00 for 5 minutes. English credit cards are not accepted. The site is a short walk along the riverside to Rudesheim.

For local attractions please see the November newsletter.

The Campsite website is: <http://www.campingplatz-ruedesheim.de/index-en.htm>

I plan to organise an evening Rhine in Flames cruise on Saturday 2nd July, including a 2 course dinner (traditional German main course with meat, supplements and dessert) €50.50 per person in 2009. I will need to know numbers for the cruise on the rally slip. You will be expected to make your own arrangements for ferries and insurance.
Limit of 25 vans Please do not arrive before 12 noon.

7th –April 10th 2011- (3nights) Marston's Rally. Albion Hotel, Burton on Trent, Staffs.

Site behind the Albion Hotel, Shobnall Road. Burton on Trent.
Emergency Tel. no. 07713186508 Marshal's mobile.

Rally Marshals: Trish & Ted Pratt & Jan & Vic Hicklin.

Marshals Tel.no. 01283538818 or please ring Jan on 01246236157 if I am not available.

Site Fee: £5.00 per night, all hardstanding, Rally Fee: £2.40. All inc VAT.

No Electricity.

Booking slip & cheques payable to P.M.Pratt, 3 Grafton Rd, Stapenhill, Burton on Trent.
Staffs. DE15 9DN. Tel 01283538818.

Please send SAE for acceptance and further directions.

A VISIT ROUND THE BREWERY ON THE FRIDAY MORNING will be arranged.

Cost £6.50p each, please send cheque with site fees if you would like to participate in this trip.

A MEAL FRI. EVENING and MEAL SAT. EVENING will be available.

(WEEKEND OFF COOKING DUTIES LADIES).

Directions: The Albion Hotel is situated on the B5017 the Burton to Uttoxeter road and is on the bus route into Burton on Trent.

Dogs are allowed.

Rally starts at 12 noon Thursday. NOT BEFORE PLEASE.

14th – 17th April National Motorhome Show, East of England Showground, Peterborough. PE2 6XE.

Emergency Tel.No. 07922049714

Rally Marshals: Pauline & Neil Rogers, & Yvonne & Stuart Wood.

Please use the booking form enclosed in the February Newsletter if possible. If you use a form from other magazines please mark the form ASOC and note the **special Club site fees:**

Arrive Thursday: £41, arrive Friday £38, arrive Saturday £35.

All bookings for the Saturday evening entertainment must be made with Warners when returning the application form to the organisers, by Friday 25th March if you wish to rally with the Club.

*******Then you must also complete a Club rally slip, (this also applies to internet bookings).**

Return it, with the Rally Fee of £2.50 couples, £1.70 singles (both inclusive of VAT) to: N.C. & P. Rogers, 3 Appleby Close, Aldbrough St. John, Richmond, North Yorks. DL11 7TT. Tel.No. 01325 374 540. Cheques payable to N.C. & P. Rogers.

Please collect the *Club* rally information pack from the ASOC marshal before parking.

The rally finishes at 12 noon Sunday but you may remain on site until 12 noon Monday.

28th.April – 2nd. May National Rally & AGM. Nottingham Showground,Newark.

Application forms in January 2011 Newsletter.
Completed forms & cheques for camping & meals to be returned by 2nd.April 2011.

4th. – 9th.May (5 nights) Little Cotton C.P.,Dartmouth.

Site Tel.No 01803832558,Fax 01803834887.Websitewww.littlecotton.co.uk

Rally Marshals:Jill & Richard McAllister assisted by Rita & John Tubb.

Site Fees:£12.50 per night incl.electricity. Rally Fee:£3.00 includes VAT.

Minimum booking 3 nights.

Rally slips with cheque payable to R.J.McAllister,Milesway,Stearth Drive,Burnham on Sea.TA8 1BZ. Please include a S.A.E. for confirmation.Tel.No.01278 781976 or 07840076771 (Mobile).

Attractions: This is a 7.5 acre immaculate site with full and disabled facilities.

Dogs are welcome but they **MUST** use the site dog walk and be **KEPT ON a LEAD** while on site.

There is a well stocked site shop;papers must be ordered the day before.Close by are Sainsbury's & Lidl.There are regular bus services into Dartmouth and beyond to Kingsbridge,Plymouth,Totnes & Torquay.Cross on the ferry to Kingswear for a steam train to Paignton or a bus to Brixham.

There are boat trips from Dartmouth.Ferries run to Greenway Quay,Greenway House & Gardens (NT).There are other NT properties in the area.Bring your bus passes

This is the 14th.year of the Dart Music Festival held from Friday 6th. To Sunday 8th.May..

If you wish to be on the site before or after the rally contact the site owners.Please do not arrive before NOON on Wednesday.

NB This rally follows on directly sfter the Dartmouth Music Festival Rally and will start at 1.30 p.m. to allow the marshalls to get to Minehead and set up.

If sending applications for both rallies they can be sent in one envelope.

9th. – 13th. May (4 nights) Butlins, Minehead, Somerset.

Emergency Tel.No. 07840076771.

Rally Marshals: Jill & Richard McAllister & Rita & John Tubb.

Site & Rally fees £60 (4 nights) including electricity.This includes a £20 non-refundable deposit for each pitch.

Send Rally slips & cheques payable to Mrs.J.M.McAllister,Milesway,Stear Drive, Burnham on Sea.TA8 1BZ. Tel.No.01278 781976.

Please send an S.A.E for confirmation & directions.

Butlins is a quiet commercial touring site with full facilities ,showers,toilets plus access to all the usual Butlins on site facilities.There might be a "meal deal"i.e. 4 dinners & breakfasts at a bargain price,details on arrival.

Pets are welcome. Bicycles are useful for getting to the main gate and to the centre of town for shops & cafes.There is a cycle track to Dunster. The Tourist Info.,the station of the West Somerset Railway,trains to Bishop Lydiard & Tesco are within walking distance of the gate.Minehead & Butlins are on level ground but you must allow 15/20 minutes to walk to the main gate and the same into Minehead.

Minehead is on the edge of Exmoor and within an hours bus ride up Porlock and down Countisbury Hills to Lynton & Lynmouth where there is a water powered cliff railway.

10th-13th May (3 nights) Cartmel Park Race Course, Cartmel, Cumbria LA11 6QF

Emergency Tel.No 07710 200547 . mobile.

Rally Marshals: James & Jill Bertlin.

Rally Fee: £3.00 Site Fee: £28.75 Electric Hookup: £11.25 (15 available).

All charges include VAT and are for 3 nights.

Booking slips and cheques to Jill Bertlin, The Rockeries, Lindale, Grange-over-Sands, Cumbria LA11 6LQ. Tel. No. 015395 34500 (mobile: 07710 200547).

Toilets & showers on site. Rally field slightly uneven in places. Dogs are welcome, but neither they nor Ralliers are permitted on the racecourse track. Long electric leads may be required.On Thursday evening a two course meal can be provided in the Grandstand Restaurant at £15.00 per person. Please indicate on Rally Slip if you wish to partake, but do not send money with slip.

Cartmel Village is only a five minute walk from the Racecourse where you will find the 12th Century Priory, the Cartmel Village Shop - home of Sticky Toffee Pudding, four traditional Lakeland Inns, quaint tea rooms, a bistro, the famous L'Enclume Restaurant and a multitude of individual shops to explore.

Directions: From M6 Junction 36, follow A590 towards Barrow in Furness. Once past the Meathop roundabout follow the brown attraction signs for Cartmel Priory. Continue through the village to the market square, do not go left to the Car Park, but take the right hand road at the village shop (sharp bend) and continue along to entrance of Racecourse on left.

Limit of 25 vans.

19th - 23rd May (4 nights).Bentley Wild Fowl & Motor Museum. Nr. Halland, E Sussex.

Rally marshals:Dorothy & Baz Wellard; assisted by Mo & Mike Valentine.

(iv.)

Fees: - Site fees £6.50 per night (*inc. VAT*), plus rally fee of £2.50 (*inc. VAT*). Rally slips and cheque payable to Mrs D. Wellard and send to 18 Greenwood Close, Fareham, Hants, PO16 7UF. Contact: -01329 231259 or Mob. 07879 473434 or baz.wellard@virgin.net

Bentley entry fee: -One-off fee of £7.00 (*inc. VAT*) for the duration of the rally - payable direct to site staff.

Attractions: -Set in the middle of East Sussex countryside Bentley has a wild fowl reserve covering 27 acres with around 125 species of wild fowl. The motor museum houses a wide collection of Veteran; Edwardian; Vintage & Classic cars. Glyndebourne woods have a wonderful variety of trees, wild life and reconstructed ancient buildings. Bentley house is also open to visitors. For further details you can visit www.bentley.org.uk

A simple evening meal is available on Saturday, in Bentley's tea room, at £7.50 (*payable direct to caterers on site*) - but is limited to the first 50 meals booked. We do need to order meals in advance so please select from: - Chicken & Mushroom or Steak & Kidney pies, with chips & vegetables; or Jacket potato with selection of cheese & baked beans; prawns; tuna or coleslaw, with salad; vegetarian can be arranged. Please advise your choice(s) on your rally slip. Sweets and a licensed bar are available. Also a 10% discount is offered on cream teas. Nice grass field with toilets - however there are no electrics. **Maximum number of units - 35.**

Directions: - Bentley (BN8 5AF) is located 7 miles north east of Lewes, Nr. Halland, East Sussex. It is signposted from the A26, A22 & B2192.

23rd -27th May (4 nights) Hurley Riverside Park, Hurley, Maidenhead, Berkshire SL6 5NE

Emergency Tel:- No.07754 761423 Marshal's Mobile.

Site Tel:-01628 824493 Website:- hurleyriversidepark.co.uk

Rally Marshals: Rita & John Tubb and Jean & John Gutsell.

Site Fees £50.00 including electric for four nights. Rally Fee £3.00 all include VAT.

Please send a SAE for full directions and confirmation, with rally slip and cheque for **£53.00** payable to Rita Tubb, 70 Charnwood Crescent, Chandlers Ford, Eastleigh, Hampshire SO53 5QL Telephone 023 8026 7294.

If you are bringing a car or towing a trailer please state on rally slip.

The rally is on a commercial site with full facilities, all pitches have electric and there is a laundrette, hot showers, toilets, CDP and a shop with provisions and papers available. The site is ideal for visiting Henley on Thames, Marlow, Maidenhead and Windsor. It is situated beside the River Thames with fishing available. There are two pubs serving food near to the site. Hurley village is about ½ mile from the site with pubs, shop and post office. There are several N.T. properties nearby you can visit. There is a bus stop right by the site entrance.

You can walk or cycle the Thames Way path towards Marlow or Henley from the site.

The site is situated on the A4130 between Henley on Thames and Maidenhead.

Limit of 25 vans PLEASE DO NOT ARRIVE BEFORE 12.00 NOON.

If you wish to stay additional nights either before or after the rally please book these by phoning the site on 01628 824493.

27th -31st May (4 nights) Ledbury Rugby Football Club, Herefordshire.

Emergency Tel.No. 07791582881(Max) or 07989153109 (Joan).

Marshals: Joan & Max Cooke & Sheila & Ivor Barnett.

Site fees: £10 per night Rally Fees: £2.40 (Incl.VAT). **No Electricity.**

Drinking water,waste facilities, toilet & showers.Bar open each night.

Bus stop outside gate for Ledbury,Ross & Hereford.

Booking slip and cheque payable to J.E.Cooke, The Magnolias, Canon Pyon Road, Hereford.HR1 7RB.

Please include a S.A.E for confirmation and directions.

Directions: For the Rugby Club (HR8 2LP) leave the M50 at Junction 2 and take the A417 to Ledbury.The Rugby Club is off the roundabout on A449 to Much Marcle.

Limit 25 vans.

We depend on volunteers within the Club to act as Rally Marshals. If you know of a suitable site why not think about running a rally.It is not difficult & help is available.Committee members are also available to assist if required.

A "Guide to New/Possible Marshals" is available. If you would like one please contact me.

I have some sites that have offered a rally site,they have not been vetted as to suitability for rallies,please ask if interested.

It is important that all potential rally dates and venues are checked with me first as unless they are approved by the Club,there will be no Public Liability Insurance.

Neil C. Rogers
3 Appleby Close,
Aldbrough St. John,
Richmond,
North Yorks,
DL11 7TT.
Tel./Fax. No. 01325 374 540
E-Mail. ncr@mypostoffice.co.uk

E & OE.

Rally Date.....

Your name and address (Please PRINT)

.....

..... Post Code.....

Phone No. Mobile No.....

e-mail..... Membership No.....

Van Reg..... Length..... Arrival Day/Time.....

In the event of an emergency at the rally whom should we contact?

Name..... Phone No.....

Please complete both sides of this form.

.....

Rally Date.....

Your name and address (Please PRINT)

.....

..... Post Code.....

Phone No. Mobile No.....

e-mail..... Membership No.....

Van Reg..... Length..... Arrival Day/Time.....

In the event of an emergency at the rally whom should we contact?

Name..... Phone No.....

Please complete both sides of this form.

Is this your first ASOC rally? Please tick box. Yes No

Number of people in your van: Adults..... Children.....

Adults' names (Incl. forenames).....

Childrens' names (incl. ages).....

Cheque enclosed for £..... for..... nights incl. rally fee.

Extras: Please indicate which you would like, if available: _

Electricity: Yes No Evening meal: Yes No

Have you any special needs? Yes No . If Yes please specify:-

.....
Full payment MUST accompany this slip-cheques payable to the marshal.
POST FORM TO REACH MARSHAL 14 DAYS BEFORE EVENT,if possible.
Enclose a SAE if confirmation is required.

Is this your first ASOC rally? Please tick box. Yes No

Number of people in your van: Adults..... Children.....

Adults' names (Incl. forenames).....

Childrens' names (incl. ages).....

Cheque enclosed for £..... for..... nights incl. rally fee.

Extras: Please indicate which you would like, if available:

Electricity: Yes No Evening meal : Yes No

Have you any special needs? Yes No . If Yes please specify:-

.....
Full payment MUST accompany this slip-cheques payable to the marshal.
POST FORM TO REACH MARSHAL 14 DAYS BEFORE EVENT,if possible.
Enclose a SAE if confirmation is required.

Draughts in the Excelsior (December Newsletter)

I don't suppose it will be any consolation to June and Dave Everton to know that my VW based Gatcombe suffers from exactly the same draught problem from the cab area that they suffer in their Excelsior.

Whilst gaps and vents undoubtedly contribute, I think much of the problem arises from the relatively poor insulation of the cab windows, doors, floor panel etc., making this a very cold area of the van. Convection circulates this cold air round the feet.

As a real cure must be almost impossible to achieve, my pragmatic and very cheap fix has been to carry a panel of hardboard approximately 2' x 1' which fits across and overlaps the ends of the settees bases at floor level to work as a draft excluder. Mine is sized to be an interference fit below the bed base extension supports to hold it, but as the Excelsior probably doesn't have these I'm sure Velcro pads would do a satisfactory, probably better job.

I achieved immediately warmer feet and if I place my hand near the floor in front of, and then behind this panel I can feel the temperature difference. This assures me that I have an effective and cheap (if not elegant) fix to the problem. When not in use the panel simply slides along behind the cab seats ready for the next cold snap.

John Horrocks

Fitting and using an Auto Clutch

I have been using this adaption on my Symbol for over 6 years. It was fitted by Lancaster Tubro's (now out of business) before I took delivery of the van. It is easy to use once you get use to it. When I had mine fitted it was £1100.

How does it work:

1. To start off you depress the brake pedal and select first gear. (You see the clutch pedal go down at the same time.)
2. Take your foot of the brake pedal and the clutch pedal starts to come up. When it engages you press on the accelerator and as the rev's increase you can pull away.
3. To change gear you remove your foot from the accelerator and press the button the top of the gearstick and change gear. Pressing down on the accelerator re-engages the clutch back into normal operation.
4. Same principle for changing up or down from 2-5 gear. As 1 for reverse gear.

The only thing against them is they require special equipment to set the electronic system up. This is not readily available for DIY fitting.

The only problem I have encountered is the cable stretching – this means the system needs resetting. This tends to happen if you do a lot of mountain driving – i.e. more use of the brakes than normal. (Have worked out how to adjust the cable myself to get by when away for extended periods). In 6 years I have had the button replaced and one new cable.

I have no hesitation in recommending this adaptation. I would be happy to let the person(s) interested in fitting one of these try it out on my vehicle at the National Rally or if they can get to the Wirral at my home. Van No. DX55FHL Symbol

This is where I have my van/clutch serviced, he was apart of Lancaster Turbos when they were still trading and I have known him for 8 year. <http://candmauto.co.uk/index.html>

Mervyn Kitchin

Draining the water system

Having seen an advert for a compressor and adaptor to fit the tank filler to clear residual water from the water system, I decided to use my own small Ring compressor for this purpose. The method I used was to make up an adapter to fit a speedfit joint in the semi rigid pipe inside the van between the tank and the water pump. This is where my internal winter tanks fit (see Interchange February MMM).

The adapter comprises the gadget designed to blow up air beds etc as supplied with the compressor, duck taped into a 3in piece of 12mm pipe and connected to the speedfit joint. I put the plug into the washroom basin and closed all taps except the basin tap. Starting the compressor produced what I estimated to be in excess of a pint of water rather than the dribble I expected. I then closed the washroom tap and opened the kitchen tap this of course produced even more water. I was so surprised to get this much water out that I will now be doing this at the beginning of every winter and immediately after every winter trip to ensure that the system is as empty as possible even though I live in a very mild weather area were the temperature only rarely drops below freezing.

If you haven't got a suitable joint and need to cut the pipe to fit one don't use a hacksaw as the burrs this causes will prevent the pipe sealing in the joint, use instead a Stanley type knife or better still a proper pipe cutter,

Brian Murphy

Dartmoor Letterboxing

To most people just the name Dartmoor sounds bleak - conjuring images of bottomless bogs, thick mists, hounds, barrenness and a sombre prison. After a couple of visits, that was my impression for years to come, that's it, boring.

Then I was introduced to 'Letterboxing' and I have been enthralled with Dartmoor ever since.

'Letterboxing' has introduced me and taken me to parts of the moor I never knew existed. An oak woodland never touched by the hand of man, a stone carved with the Ten Commandments, industrial archaeology, prehistoric tombs, stone rows, barrows and prehistoric villages and of course the wild natural beauty.

I have seen Dartmoor in a Force 8 gale, and rain coming sideways, the birds are walking and cattle finding whatever shelter they can. I have seen it with skylarks high in the sky and the sun warming my back. I have seen it and been in the middle of it with six inches of snow. It is 'Letterboxing' that has taken me there.

What is 'Letterboxing'? Well, 150 years ago a group of Victorian ladies and gentlemen walked out of Oakhampton (no military roads then) to the most geographically remote point on Dartmoor - Cranmere Pool. There they left in a box, a visitors book, pen and ink and addressed post cards. The idea was for walkers to leave a postcard and send one taken from the box.

Today there are possibly over 3,000 'letterboxes' out on the moor at anyone time. The box is usually an old pharmaceutical pill tub, containing a visitors book and a unique rubber stamp. To find the 'letterbox' you need a book of clues. A clue is an OS grid reference, compass co-ordinates and bearings and a brief description of the site, like the one below:

WHITCHURCH BOX 6766 7042. Green box on side of hill 279*. RH arch of Venford 56*. Upright spindly gorse on skyline 139*. Lone tree 47* and 20p away. Sharp Tor 24*. Box under slightly sloping 18" x 24" lone rock.

Having found the box, you leave an impression of your unique rubber stamp in the visitors book and take an impression of the boxes stamp in your book. No mean feat in a Force 8 gale or deep snow. So that's it, a bit like trainspotting. More info on www.dartmoorletteboxing.org

Patrick Beaumont

Going Foreign – Money and Insurance – A personal note

Our main holiday each year is usually 6/8 weeks touring continental Europe. Each year I check out insurance and debit and credit cards for the best buy.

A few years ago we opened a Nationwide account specifically for use abroad, as did a lot of other people. It was charge free and used commercial rates of exchange. Later we made it our current account with reasonable rates on credit balances. Last year with the credit crunch, however, all this changed. Although the current account remained free of charge, interest on credit balances was reduced to ZERO. There was also a move to do away with the holiday only customers. Charges were introduced for the use of credit and debit cards abroad and you needed to have a current account with minimum monthly deposits. The GOOD customers, however, were compensated by a range of freebies, one of which was free annual travel insurance. However, as this only covered trips up to 31 days and up to age 65, in a dismissive mood I binned the literature.

Last week I called into Nationwide to clarify their charges for use of debit and credit cards in continental Europe. It looks as though I had over reacted to the changes and lacked some important information especially in relation to the insurance. Do check for yourself but I think the situation is **Debit cards:** Purchases 2%. Cash withdrawal 2% plus £1 **Credit cards:** Purchases 0%. Cash advances, not a good idea. Currency exchange is still at commercial rates (Don't have purchases converted into sterling at time of purchase). The credit card is clearly favourite for purchases (provided you clear your balance each month) and the debit card for cash. We normally withdraw 200 Euros at a time. That doesn't avoid the 2% but it saves on the £1 charge.

Travel Insurance: It looks as though the basic insurance policy would meet our needs and with 'top ups' it can be extended up to age 79 and in our case any number of trips up to 62 days at a time. With various 'topups' our total was £144. A similar policy from the Caravan Club last Year cost £232.

On balance it looks as though the Nationwide package for cards and travel insurance may be our best buy. It may not be best for every one and there may be better ones out there for us. It would be good if other members would share their experience.

John & Margaret Agate

Technical Group & Website

Baz Wellard
Chairman, Technical Group & Webmaster



Deals for Members:

Ultimate car & motorhome polishing experts have offered a 10% discount for members. They are nationwide and can be contacted through the Club website or by telephone 0330 1000034.

May I remind members that it is essential to have your membership Card available to prove eligibility for any 'dealers offer', including the Auto Sleeper Group. Otherwise you may not receive the offered 'discount'. Also please let the dealer know in advance that you are requesting their 'deal for members'

Automatic Gearboxes:

Last month I mentioned that an alternative to an automatic gearbox was available from an AutoClutch by Vehvac. Mervyn Kitchin kindly responded to my request for user information. I now have a review of the system should anyone be interested.

Driving Licences:

Further to my mention of the driving licence renewal at the age of 70; Dave Mayne has correctly reminded me that the 3,500Kg also includes any trailer weight. This is clearly pointed out in the information available and is also worth mentioning here.

Emergency Contact Number (ECN):

Mac McArthur gave good advice regarding putting an ECN in your mobile phone. However, you may wish to be aware that there is a

similar system - ICE – In Case of Emergency, which has been in use now for many years (*reference Roy Newberry's article - Nov 2005*). It is recommended by many emergency services, and you may, therefore, wish to use both?

New Tyres:

Because of age (*5 – 7 years recommendation*) I've replaced the Michelin tyres, on my Talisman. I have now bought Continental VaCoCamper tyres and in the price (*ouch!*) I now have Nitrogen gas instead of conventional air. Allegedly - Nitrogen gives 10% better fuel efficiency and 30% better wear. As wear is not a problem I will not be able to assess the claim – however I will monitor the fuel efficiency over the next year (*currently 27.5 mpg*) and feed back the result.

As with the previous Michelin, I e-mailed Continental with my axle weights and received, in return, their recommended tyre pressure. Much less than the, spine juddering, 79.5psi on the 'B post'. I carry a copy of their recommendations in my van.

Wheel Grip Mats:

I have also replaced my existing non-slip(!) mats with - what appears to be – a better option from Betterware. The latter seem to be sturdier and have better 'grip' function with studs above and below, albeit not as wide as my tyres. I have now ordered a second pair (£9.99) as they can be joined together to make a longer run. I have not yet had the need to test them and will, again, report back.

Website Updates



- **No. 03/11** 27th January 2011
- **Rally List:-** Ledbury rally dates – now 27th to 31st
- **Stop Press:-** A~S competition for two NEC tickets
- **Technical:**
- ✦ **Model reviews - Cotswold EB & Surf 1996**
- ✦ **Eligible models - Surf added (*1996 1-off concept model*)**
- ✦ **Fuel information - Amethyst 2000 added**

WELCOME NEW MEMBERS



Mike & Hilary Pettman	Elstead	Pollensa
Mary Davies & Christopher O'Donnell	London	Trooper
John & Brenda Perry	Crowthorne	Sherbourne
Ian & Christine Cox	Dulnain Bridge	Nuevo
Tim & Elaine Hargreaves	Stoke-on-Trent	Duetto
Alex & Marie Buchan	Stoke-on-Trent	Nuevo
Christine Murray	Co Tyrone	Lancashire
John Patterson & Louise McLaren	North Sheilds	Rambler
Mike & Pam Shelton	Nottingham	Talisman
Richard & Pam Comforth	Bradford on Avon	Dorset
James & Linda Skinner	Gloucester	Nuevo
Liz Arblaster & Ann Bastien	Ventnor	Executive
Mary Crouch	Ventnor	Devon
John & Marianne Norman	Southampton	Cotswold
Ian & Diane Goodyear	Otley	Northants
Mike & Eryl Hardwick	Christchurch	Ravenna
Julia Howard & Colin Godrich	Nanpantan	Berkshire
Bill & Jane Sharps	Wallington	Lancashire
John & Pearl Wardle	Bexhill on Sea	Topaz
Peter & Patsy Harrison	Askerswell	Sussex
Paul & Maggie Dekkers	Lydney	Cotswold
Derek & Mary Biggs	Kidderminster	Berkshire
Jane Brenton	Cwmbran	Rienza
Bill White & Pat Ashley	Plymouth	Nuevo
Dave & Barbs Bridgeman	Newton Abbot	Rienza
Fred & Jan Chowns	Stafford	Legend
Willie Brown & Brenda Hall	Galashiels	Gatcombe
Dave & Fiona Crawshaw	York	Executive
David & Celia Hicks	Southampton	Duetto
Jeffrey & Jan Martina	Langport	Clubman
Brian & Liz Butters	Eastbourne	Topaz

The Wheels of Life



Thank you for your donations.

**Fiamma Ultra Box
320 Back Box
1000x700x530mm.**
As new with all fittings, & side

Could bring all except box to AGM.
Contact Ricky Smith 01776 705628
rathlarg@btinternet.com
Wigtownshire.

padlocks. **£150**

(Fits on to Fiamma cycle racks etc.)

Silver Screens Para-Gon with Priva-See Panel for Transit 2000 onwards. As new. **£60**

Haynes manual for Transit Diesel 2000-2006 **£12**

Fiamma Tripod aluminium foot **£15**

Ford DP-ASM Hydraulic Fluid (1litre) for 2000-2006

'Auto Shift Manual' transmission, unopened **£12**

Autosleeper Talisman on Peugeot Boxer chassis 2.5Tdi, first registered August 1998. 84,000 miles Tax and tested to July 2011. True 4 berth with 4 forward facing seats with 3 point seat belts and twin dinette layout. Factory fitted Fiamma awning and bike rack. All the usual Autosleeper fittings. Re-upholstered and new curtains, by Regal, 3 years ago. New carpet 2010. **£17,950. Contact Norman Taylor 01524 39216 or 07947 313847 (Lancaster)**

Contents

From the Editors	2	Fitting & using an Auto Clutch ...	12
The National Rally	3	Draining the water system ...	13
Chairman's Chat	6	Dartmouth Letterboxing	14
Tips for Newcomers	7	Going Foreign	15
Door Sealing	9	Technical Group & Website ...	16
More on Draughts	10	Welcome to New Members ...	18
Draughts in the Excelsior	11	For Sale	19

Committee Members

President	Charles Trevelyan	
Chairman	Mike Valentine	02392 482818
Secretary	John Osland-Jones	01217 448065
Treasurer	John Tidbury	01235 538593
Vice-Chairman	Andy Cavell	01635 201976
Chairman, AGM Sub-Committee	Nora Venables	01902 332105
Rally Co-ordinator	Neil Rogers	01325 374540
Webmaster & Chair, Tech.Group	Baz Wellard	01329 231259
Regalia Officer	John Jones	01623 627903
Newsletter Editor	Peter Brown	07771 827711
Membership Secretary	Jill Bertlin	01539 534500
Vice Chairman, AGM Sub-Committee	Al Bucket	01304 369149
Minutes Secretary	Alan Waugh	01392 271955

Any item appearing in this Newsletter may be freely used by other publications. Please acknowledge both author and source.

Items for the Newsletter **MUST** reach your Editor by the **TENTH** of the month. You may post them to 5 Kenilworth Walk, Cheadle, Stoke-on-Trent ST10 1WA or e-mail to peterb1952-asocnews@yahoo.co.uk. Or when notified to, send to Deputy Editor Dudley Woodhams at 83 Langdale Place, Newton Aycliffe, Co. Durham DL5 7DY or e-mail to snowgoose1@hotmail.co.uk. Jill Bertlin The Rockeries, Sunny Terrace, Lindale, Grange-over-Sands, Cumbria, LA11 6LQ e-mail jbertlin@aol.com. Baz Wellard 18 Greenwood Close, Fareham, Hants PO16 7UF E-mail baz.wellard@virgin.net.

The Editor reserves the right to edit or omit items. Advertisements for items to be sold or wanted by members are published free of charge, however, small donations to Club funds are appreciated and will be acknowledged. No guarantee can be given that any item will appear in the next, or any, issue of the Newsletter. Cheques should be made payable to 'Auto-Sleeper Owners' Club' and NOT TO ASOC and send to the Editor.

IMPORTANT: Contributions from Members are published in good faith in the hope that they will prove useful or interesting. All reasonable care has been taken to ensure accuracy but no modification or suggestion has been tested by the Company, the Club or your Editor. Therefore no warranties are expressed or implied nor indemnities given. You try them out at your own risk.