


[www.asoc.fsnet.co.uk](http://www.asoc.fsnet.co.uk)

# **AUTO-SLEEPER OWNERS' CLUB**

A Company Limited by Guarantee.  
Registered Office: Orchard Works, Willersey, Nr. Broadway,  
Worcs., WR12 7QF. Registered No: 4616969



**NEWSLETTER 177**  
**JUNE 2003**

Hello.

Well, well! People actually read the committee reports which are sent out before the AGM. I can say this because the cover picture on this Newsletter was sent in as a result of my request in my report. It is nice to see some other people making contributions rather than the "regulars". My request for other items has also borne fruit and I now have plenty - for the moment! But keep them coming, please!

It still appears that people are having difficulty in deciphering my e-mail address. I will write it on the next line to show only what is needed:

**harry\_henthorne@lineone.net**

All of it should be in lower case letters and between the "harry" and the "henthorne" there is an underscore or underline mark. That is obtained by the hyphen key on the top line (between 0 and =) being keyed together with the shift key. You must, of course, make sure that the rest of the spelling is correct. People who try to communicate, not just Club members, will insist on (1) leaving the underscore out and trying a space; (2) trying to use the hyphen; (3) mis-spelling the surname and even (4) trying to call the service provider "line1" instead of "lineone". So it is over to you now. Get it right and it will (usually) get through!

-----oooOOOooo-----

## **Stolen Vehicle**

A-S Flair. Purchsed from Marquis at Bagshot and first registered on 6th January 1999 as S 699 XBP at which time I was living in Ilford, Essex. The chassis number is 54723. The power plant is a 2.5 litre Tdi AUTOMATIC. It is this last feature that makes this van unusual and gives me some hope that it might be recovered even if false number plates have been fitted.

It was stolen and its loss first reported to the police on 20th March. The crime was registered on 21st March at Ilford Police Station, 270-294 High Road, Ilford, Essex, IG1 1GT (Tel: 020 8345 2643). The Crime Reference Number 4406741/03 was issued to me.

If anyone has any knowledge of this van, will they please report it to the police as shown.

*P H Gray*

-----oooOOOooo-----

## **ISLE OF MAN**

The proposed rally for 2003 to the Island had had to be CANCELLED because of family commitments and pressures. Sorry folks! Perhaps our

Manx members might consider running a rally for us? Plenty of help available.

*Gill Hopkins*

-----ooo000ooo-----

## **Club Headed Notepaper & Flags.**

I have been asked by the Committee to draw members' attention to the fact that the use of Club headed notepaper and/or the ASOC badge is for official Club business only. Therefore any use of the above must be sanctioned by the Committee. The same also applies to the use of flags or banners showing the Club badge in any form.

Any queries concerning this matter can be addressed to Committee members.

*Neil Rogers*

-----ooo000ooo-----

## **Top Box Fitting**

Having the DIY skills of a peeled grape I am in need of members' advice on fitting a Fiamma top box to our recently acquired Polensa, (RUBY). I have taken the measurements off the web for box sizes, but having looked on the roof there seems to be too many mouldings and vents to make fitting the larger size box possible, or come to that any other size. The factory tells me they have only fitted the medium size. Can any member help, and advise on the fittings required. Yours in hope.

*Robin Desmond*

I'm sure that someone, somewhere, somehow, will have tried to fit each and every size of box available. So help will, no doubt, be forthcoming (said he, hopefully!)

-----ooo000ooo-----

## **Guidance on Gas**

I would like to draw attention to the article on the latest Low Pressure Gas guidelines, MMM May 2003. In May 2002, with my A-S Symbol only two and a half years old, I checked the black low pressure gas hose.

It looked perfect, but on recommendation I changed the hose as part of my maintenance schedule. I went to my local Calor gas distributor, and was sold orange H.P. hose, B.S. 3122/1991/2/8mm. Made in Italy for the Cavagna Group. (Manufactured 01/2001 and sold as new stock.)

As in most van conversions, fitting was tight, and involved making two S bends within an 18" length. Within 2 months, at the 2 'nipple' connection ends, and for 4" around both bends, the orange pipe had started to crack quite badly. On returning it to the Calor Distributor I was told that Low pressure hose was no longer available, and that as the H P hose was reinforced it would be "safe" and no problem. The second problem I had was stretching the hose over the connecting 'nipple'. I was advised to submerge the hose end in hot water, which only helped a small amount. On asking at Lowdham Caravans spares department I was told that Low Pressure hose was still available, and indeed my new A-S Topaz later in 2002 was supplied with Low Pressure hose, and to date shows no sign of cracking.

I would advise anyone using the Orange H.P. hose to keep a very close eye on it for cracking

*David Snowsill*

This is a copy of a letter which was sent to MMM. It does indicate that you can get different information from separate sources so you must take great care. With gas, even though the stuff we use is heavier than air and should (in theory) leak out of a van, it is dangerous stuff when things go wrong. So watch out for your own and everyone else's safety.

====oooOOOooo====

## **Club & Company Rally, 2004**

I am sure that most of you will have returned your booking forms by now and, hopefully, your offers to assist over the weekend. For those of you who have yet to do so, please note that the closing date is **27th June 2003**. No late applications can be accepted. The only other options then would be either to pay a £10.00 surcharge on arrival or to come as a day visitor on the Saturday at £5.00 per person.

If you have mislaid your forms, please contact me for a replacement at 33 Grosvenor Gardens, Upminster, Essex, RM14 1DL, e-mail: [ian.ross@zoom.co.uk](mailto:ian.ross@zoom.co.uk) or telephone 017 0822 8075.

*Ian Ross*

====oooOOOooo====

## **Just a Thought**

Looking at the Club today it is rather like having helped at the birth of a baby and then, eventually, watching it collect a Nobel Prize.

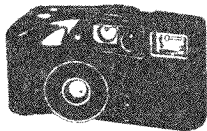
*Rita Daley*

====oooOOOooo====

# PHOTOGRAPHIC COMPETITION

The closing date for this year's competition is:

**15<sup>th</sup> June 2003**



You will, therefore, need to be quick to get your entries off to me if you are to stand a chance of winning one of the magnificent cash prizes.

All entries should be sent to me at 9 St Mary's Road, Bluntisham, Huntingdon, PE28 3XA to arrive **no later than the closing date.** Entries will be judged at the Club and Company Rally at Malvern in July.

Remember, there are two classes - standard and humorous. Pictures of what you see, please, **NOT** digitally constructed nor cut-and-paste!

*Brian Smith*

====oooOOOOoo=====

## ***Cake Competition***

It s traditional at the Club and Company Rally each year for there to be a cake competition. This year is no exception. The recipe is shown below and this is the **ONLY** one which will be accepted. All cakes entered will be offered for sale on the cake stall on the Saturday to help raise money for the chosen charity.

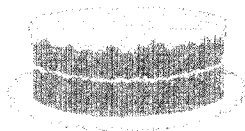
*Sheila Barnett*

#####

## ***Victoria Sponge***

### **Ingredients**

8 ozs Butter  
8 ozs Caster sugar  
4 large eggs  
8 ozs SR flour  
Strawberry jam for filling



### **Method**

Grease two 8 inch sandwich tins  
Cream butter and sugar until creamy  
Beat in the eggs  
Add one tablespoon flour to prevent curdling  
Fold in the rest of the flour and a little milk if required

Divide mixture between the two tins  
Bake in a moderate oven (180°C, 350°F or gas mark 4-5) for  
approx. 20 minutes  
When cooked, cool on a wire tray  
Sandwich together with jam and sprinkle top with caster sugar

Place cake on a disposable plate and cover with cling film

Please bring your cake for judging to the Holstein Room at the  
Show Ground on Friday, 11th July 2003, by 1700 hours.

The prize winners will receive cheques; 1st prize £30.00; 2nd  
prize £20.00; 3rd prize £10.00.

====oooO000Ooo====

## A.G.M RALLY, 2003

From comments I have received, most members attending the rally  
seemed to have enjoyed it, in particular the venue. I have not yet found an  
alternative which gives the same convenient parking area, excellent  
security and well equipped hall for the same cost.

Thank you all for the generous collection for the Salvation Army;  
it amounted to £188.78.

It was good that the talk on Saturday afternoon given by Eddie  
Jones of Van Bitz was well supported. Although I was unable to attend,  
*Ven* told me that it was very interesting. I shall try to organise a similar  
guest speaker for 2004.

The results I saw from the craft sessions on the Saturday and  
Sunday afternoons show that we have some very talented members. My  
thanks go to *Sheila Henthorne* and *Heather Tidbury* for their efforts.

Once again, many thanks for all your good wishes. The big date is  
May 16th.

*Nora Venables*

For anyone who is still unaware, *Nora* has been awaiting her  
hospital appointment for some time. Hence the "big date"!

====oooO000Ooo====

## *The History of Motorhomes*

This would be a good question for the programme "Who wants to  
be a Millionaire?" (Cough, cough!)

When was the first commercial motorhome built, in the 1900's, 1920's, 1930's or 1940's? Give up?

Believe it or not, it was the early 1900's. The Belsize Motor Co. of Manchester built a 21ft 9in x 6ft 6in, four ton beast for a Mr J B Mallalieu who was a Liverpudlian businessman. He successfully toured the British Isles in it.

How do I come by this interesting fact is a question you may well ask. Because Andrew Jenkinson, a well known contributor to various motorhome and caravan magazines, has sent me a copy of his latest book - 'Motorhomes - the Illustrated History'. This is a little gem for the anoraks among us as it contains a wealth of interesting history, well illustrated with archive photographs. Ladies, it would make a super present for your husband, partner, toy-boy, dogsbody, or whatever it is you call your beloved. It can be ordered from any bookshop ISBN 903706 54 8 at a price of £14.99 or you can get it direct from the publisher, Veloce Publishing Ltd whose telephone number is 013 0526 0068.

Andrew has kindly donated this copy as a raffle prize for the Club and Company Rally, for which we thank him. Buy plenty of tickets and be lucky.

*Brian Smith*

A story I heard recently suggests that if the mischievous major of millionaire "fame" dies, the programme company would assist with the funeral charges but not with the coffin!

-----oooOOOOoo-----

### *Curtains and Water*

One possible answer but two more queries. I am probably a bit late in coming forward with my suggestion on how curtains can be hung in motorhomes. Why not use the same method as those at home - good old fashioned curtain hooks? Our previous motorhome had another way. The hooks that were permanently fixed in the rail had a sort of clip attached to them and they 'pinched hold' of the curtains but you could remove them easily for cleaning.

Now the queries. (1) We had trouble with the water gauge in our year old Gatcombe. It just stopped working. We didn't know how much water was in the tank and had to keep filling until it overflowed. A-S very kindly looked at it but could find nothing wrong. A few months down the line and the same gauge gave wrong readings regarding the state of the battery - so it was replaced. Good, we thought, that means the water gauge will now work correctly. Wrong! We have narrowed it down to the water

we use and, weird as it may seem, the gauge will not work when we are in a soft water area! We fill up at home - hard water, gauge works. We go to the Lake District for example - soft water, gauge doesn't work! Has anyone else found this to be so, or is it just us?

(2) When we bought this motorhome we could not believe all the space we had under the beds. To get this, though, the water tanks are outside. We use our van all year round in this country and worry about the fresh (and possibly waste) water tank freezing up in the winter. Has anyone lagged their tank, or fitted a heater in it?

*Jean Shaftoe*

Are you by any chance a retired British Railways publicity hound? They had, if you remember, the "wrong kind of snow" - you have the wrong kind of water! But to be very much less than serious - you could always fill your water tank with whisky or similar. Spirits freeze at a much lower temperature than water. It will make the tea/coffee taste rather different and I would not recommend you being stopped by the police after your morning wash either!

-----ooo000ooo-----

## *Le Bohat Rally - Southern Brittany*

19th June - 3rd July

Due to unfortunate cancellations there are now 3 vacancies on this rally. For full details please see the December Newsletter of contact *Dorothy & Baz Wellard* at 18 Greenwood Close, Fareham, Hants, PO16 7UF; tel: 013 2923 1259 or e-mail [baz.wellard@virgin.net](mailto:baz.wellard@virgin.net)

-----ooo000ooo-----

## **Undersealing**

Regarding *Robert Deamer's* question last month. After we had had our 'P' registered Symphony for a few months my wife and I decided that it would be best undersealed. To this end we researched the best place to go. Eventually, we found Rustbusters in Boumemouth (Tel: 012 0252 4545; mobile: 0585 489711). On telephoning I was advised that an overnight site was available. I have just telephoned to check and although Rustbusters has moved there is a Camping and Caravanning Club Certificated Site nearby and there is also a place on the factory site with a mains feed that can be used. He recommends that people stay the night after the underseal is applied to let it dry off. Flints and road chippings can penetrate the underseal while it is soft.

*Michael Crosskey*

Michael sent in a cutting from MMM of September 1999 which advertised this business. They apparently use Waxoyl preparations which are well known.

-----oooOOOooo-----

## **A BOXER PROBLEM**

I would like to test the brains of any of our members to help me with a problem that I have. We own a Boxer Symphony which has been adapted to take my wife's fold up wheelchair. However, due to a back problem and arthritis, I have been told that I must not push the wheelchair any more so we have recently purchased a three wheeled electric scooter. The scooter is short and narrow enough to fit in the space behind the front passenger seat. The problem is that I cannot get it into or out of the van. Dismantling it into its three component parts is a no go because neither of us is able to lift. We do have the ramps which were used for the other wheelchair, but because of the low ground clearance of the scooter we would need the ramps to be about eight feet long. Even then I am grounding between the top of the ramp and the interior of the van.

Any suggestions would be greatly appreciated. It has been suggested that we should get a cradle fitted at the rear. Whilst this is a good idea, I don't want to lose the use of the back doors. The only other option offered so far has been a trailer but we would have problems man-handling that apart from the stowage difficulty when not in use.

I have had to turn down the offer of a couple of camels although I must admit that the front cover of the May edition of the Newsletter looks like a good idea.

*Doris & David Newing*

I do know the problems associated with ramps and "grounding". I wonder if there is any way that some sort of lift or crane might be installed, perhaps working off a windscreen wiper motor or similar. Any suggestions, folks?

-----oooOOOooo-----

## **Ode to a Committee**

Oh, give me your pity. I'm on a committee  
Which means that from morning to night  
We attend, and amend, and contend, and defend  
Without a conclusion in sight!

We confer and concur, we defer and demur  
And reiterate all of our thoughts  
We revise the agenda with frequent addenda  
And consider a load of reports.

We compose and propose, we support and oppose,  
And points of procedure are fun.  
But though various notions are brought up as motions  
There's still very little gets done.

We resolve and absolve, but we never dissolve  
Since that's out of the question for us!  
What a shattering pity to end our committee,  
For where else could we make such a fuss?

*Source Unknown*

This was handed to me with a great deal of glee  
But now I've forgotten who did it.  
I would have inserted it earlier than this  
But quite accidentally I hid it!

But I really must say that this isn't the way  
YOUR committee does all of its business  
We agree; we discuss; we find what's best for us  
And for you lot out there. Oh! The dizziness!!

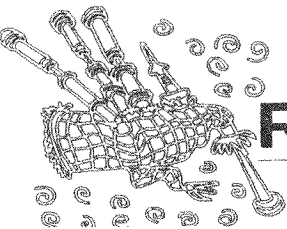
-----oooOOOOoo-----

## **Thank You All**

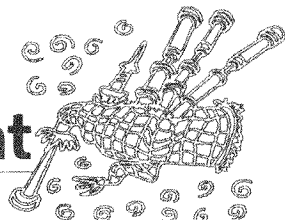
I would like to thank members for their kindness in appointing me as a Vice-President of the Club at this year's Annual General Meeting; it is an honour and a privilege, and I look forward to my new rôle representing the Club with organisations such as ACCEO and DEFRA.

I would also like to thank those members who helped in any way to repair our exhaust at Newark and enable us to reach home without further problems, especially *John Cox*, *Ben Mansfield* and *Vic Hicklin*. I would, however, have preferred not to have provided photo opportunities this year for members wishing to enter the annual photographic competition.

*Ray Whiley*



# June 2003 Rally Supplement



May I remind you that, unless otherwise stated in the Rally Supplement, all rallies are applied for by posting a rally slip, with a cheque for the appropriate amount, to the rally marshal. Unless otherwise stated ALL rallies start at 12 noon. Please *do not arrive early*.

If you are unable to attend a rally inform the marshal as they may be able to allow another member to take your place.

Will Marshals please send me the rally information for this Supplement at least three months before the date of the rally.

30<sup>th</sup>. December 2003 – 3<sup>rd</sup>. January 2004. New Years Rally, Hidden Valley C.P., North Devon. If you are interested in attending this rally please contact: Mo & Mike Valentine, 11 Hamilton Close, Langstone, Havant, Hants. PO9 1RP. Tel.No. 02392 482 818.

## NEW DATE 30<sup>th</sup>. May – 1<sup>st</sup>. June. ( 2 nights) Blue Lias, Nr. Coventry, Warks.

Emergency Tel.No. 07799660641. Marshals' mobile.

Rally Marshals: Sandra & Bernie Wisely.

Site Fees: £5.85 per night. NO ELECTRICITY. Rally Fee: £2.35 (Both incl VAT) GREENFIELD SITE.

Cheques & rally slips to Sandra Wisely, 2 Mount Pleasant, Bishops Itchington, Southam, Warwickshire. CV47 2QE. Tel.No. 01926 614 194

Fishing available on site – a permit can be purchased on site @£5.00 per person.

Meal available on Saturday night £5.95 per head payable to site.

Choose from: Steak & Ale Pie, Plaice or Vegetable Lasagne.

Choice of boiled/ chipped potatoes - please state your choice + vegetables of the day.

**Directions:** From the Southam By-pass take the A426 signed Rugby. In just over 1 mile at the first cross road turn left (un-classified road 17(tg)) Blue Lias is on the *left* in about ½ mile.

From Rugby take the A426, go through Dunchurch towards Southam. After approx. 4 ½ miles pass the Boat Inn Public House on the right. At just under 1 mile at the next crossroads turn **right** ( un-classified road 17 tgw). Blue Lias is on the **left** in about ½ mile.

**Maximum of 20 vans.**

**NEW 6<sup>th</sup> - 8<sup>th</sup> June ( 2 nights). Gryphon School, Sherborne, Dorset.**

Emergency Tel.No. 07788 968504 (Marshal's mobile).

Rally Marshals: Eirwen & Ben Cox & Dorothy & Baz Wellard.

Site Fee:£4.50 per night incl.VAT NO ELECTRICITY Rally Fee:£2.00 incl.VAT

**\*\*All sites are hardstanding but blocks needed.**

please send a completed rally slip & cheque payable to Mrs.E.Cox, Tan y Graig,  
8 Quarr Lane Park, Sherborne, Dorset. DT9 4JB. Tel.No. 01935 815960.

**Attractions:** Sherborne is a very architecturally attractive town, only a few minutes walk from the site. Other attractions are Sherborne Castles (2) & grounds, Sherborne Abbey, a small Saturday market. Lovely Dorset villages with good pub food in immediate area ,and a beautiful beach at West Bay (45 mins. drive).

Please indicate if interested in a Fish & Chip Supper on Saturday.

Dogs welcome (**on lead at ALL times**) but must be exercised **OFF SITE**.

**Directions:**From the East, Salisbury A30 to Sherborne. From West M5, A30 to Sherborne. At traffic lights in Sherborne take B3145 to Wincanton. In about ¼ mile Gryphon School on **right**.

***PLEASE DO NOT ARRIVE BEFORE 5.00 p.m. Limit of 25 vans.***

**8<sup>TH</sup> - 15<sup>TH</sup> June.(7 Nights Sun.-Sun). Delftse Hout Caravan Site, Delft, Holland.**

Rally marshals: Tricia & Ted Pratt & Jan & Vic Hicklin.

Tel.No.01283 538 818. **THIS RALLY IS NOW FULL.**

**17<sup>th</sup> - 20<sup>th</sup> June ( 3 nights). Hoddom Castle Caravan Park, Nr. Lockerbie, Scotland.**

Emergency Tel.No. 07790183780 (Marshal's mobile).

Rally Marshals: Moira & Allan Blackstock ,Pat Holland & Noel Bonner.

Site Fee:£7.23 per unit per night. Electricity:£1.70 per unit per night. Rally Fee:£1.75 per person, all include VAT.

Rally slips & cheques to: A & M Blackstock, 39 Sumpter Croft, Penwortham, Preston. PR1 9UJ. Tel.No.01772 749 178.

Site has large toilet/shower block, bar, restaurant, golf, tennis, mountain bike trail. BBQ area and dog exercise area, all set in a well wooded estate. Places of historical interest, good shopping, Solway coast & Scottish borders within easy driving distance.

A Ranger is booked for a guided walk. Possibility of evening meal/takeaway. Room booked for evenings.

**Directions:** From A74(M) take junction 19 at Ecclefechan. At the roundabout turn *left* into the village and turn *right* at the church on B725 (Dalton) road. Turn *left* at T-junction and over Hoddom Bridge the entrance to Hoddom Castle Caravan Park is on the *right*.

19<sup>th</sup>. June - 3<sup>rd</sup>. July (14 nights). Sarzeau, South Brittany, France.

Rally Marshals: Dorothy & Baz Wellard Tel. No 01329 231 259, assisted by May & Derek Armitage & Brian Thomas. **THERE ARE NOW 3 VACANCIES ON THIS RALLY. CONTACT BAZ ASAP, IF INTERESTED.**

4<sup>th</sup>. - 7<sup>th</sup>. July (3 nights) Prestwood Steam Fair, Great Missenden, Bucks.

Rally Marshals: Ann & Norman Ailward.

Fee for the weekend £15.00 plus Rally Fee of £1.20 per unit (Incl. VAT)..

Fee includes unlimited entrance to the Steam Rally. This is a GREEN FIELD site and own toilets are essential.

*No arrivals before 1.00p.m. Friday*

Rally slips & cheques to Mrs. C.A. Ailward 77b Park View, Moulton, Northampton. NN3 7UZ. Tel. No. 01604 790 095

**Directions:** From A413 Great Missenden take A4128 to Prestwood and follow Steam Rally signs.

11<sup>th</sup>. - 13<sup>th</sup>. JULY CLUB & COMPANY RALLY,

Three Counties Showground, Malvern, Worcs.

Applications forms in the May Newsletter. Please return by the closing date which is 27<sup>th</sup>. June 2003.

17<sup>th</sup>. - 20<sup>th</sup>. July (3 nights). Abbeygate College, Nr. Chester.

Emergency Tel. No. 01244 332 077.

Rally Marshals: Duncan & Jean Ellis.

Site Fees: £5.50 per night. NO electricity. Rally Fee: £3.00 couples/singles £1.75 (incl VAT). Booking slips & cheques to: Mr. & Mrs. D. Ellis, 6 Tudor Close, Shotton, Deeside, Flint. CH15 1NY. Tel. No. 01244 812 761. Cheques payable to D. Ellis.

Saturday evening buffet & dessert £5.50 per person. Pay caterers on night.

**Directions:** From North M6, M56, M53 take A41 s.p. Whitchurch. In approx 2 ½ miles After entering Waverton *turn right* for Saighton. Beware humpback bridge, carry on through village then left hand bends down hill - college gates on *left*. From South A41 Whitchurch to Chester. After entering Waverton *turn left* at Black Dog. At T junction *left* over bridge then as above. LIMIT OF 35 Vans.

18<sup>th</sup> – 20<sup>th</sup> July. Midsummer Music & Leisure Show, Lincoln Racecourse.  
There have been no volunteers to marshal at this show.

24<sup>th</sup> – 27<sup>th</sup> July ( 3 nights), Beacon Park, Lichfield, Staffs.

Rally Marshals: Tricia & Ted Pratt & helpers.

Site Fee: £4.50 per night. NO ELECTRICITY. Rally Fee: £2.35 (Both include VAT).

Booking slips & cheques payable to P.M. Pratt, 3 Grafton Road, Stapenhill, Burton on Trent, Staffs. DE15 9DN. Tel. No. 01283 538 818.

You may arrive on Thursday p.m. (this is virtually a green field site although toilets & disabled toilets are available in Beacon Park.

Saturday Evening Get – Together includes Jacket Potato, Dessert & Drink. -£4.00 per head, pay with booking slip.

**Attractions:** Park is adjacent to Lichfield City Centre & Cathedral.

Small golf course, pitch & putt, tennis & bowls.

**Directions:** Beacon Park is situated in Lichfield just off the A51 Tamworth to Rugeley Road. Go round the island with the Bowling Green Pub in the middle, take the A51 Rugeley/Stafford Road, turn immediately *right* down Walsall Road, then *left* into Lower Sandford Street. Follow signs for Car Park Beacon Park, through the car park keeping to the *right*.

15<sup>th</sup> – 20<sup>th</sup> August. (5 nights) Topsham Rugby Club, Exeter, Devon.

Emergency Tel. No. 07890876859 ( Marshals' mobile).

Rally Marshals: Elizabeth & Bryn Morgan, 44 Mersey Rd., Stockport, SK4 3DJ. Tel. No. 0161 4324869 & Nora & Ven Venables

Site Fees: £ 5.00 per night. Rally Fee: £1.65 per person. Both incl. VAT

GREENFIELD SITE, No Electricity. Fresh water point & Elsan emptying point.

Dogs on LEADS at ALL times & must be exercised off site.

We will have the use of the clubhouse for an evening get together, and also an American Supper one evening. We have the use of the club's toilets during the day.

Rally slips & cheques payable to N. Venables, 15 Langley Gardens, Merry

Hill, Wolverhampton. WV3 7JN. Tel. No. 01902 332 105. Enclose a SAE for directions & confirmation of booking.

**Attractions:** Topsham is a delightful small town situated on the River Exe. It has an historic quay, ferries across the river and an excellent bus service to Exeter City and the coastal resorts of Exmouth & Budleigh Salterton. The town has a good range of shops, eating places, pubs & an open air heated swimming pool: all within a few minutes walk of the rugby club. The nearby River Clyst has a nature reserve that is popular with bird watchers. Dartmoor National Park is a short drive away.

**LIMIT OF 32 VANS.**

**22<sup>nd</sup> - 26<sup>th</sup>. August ( 4 nights) Lavenham, Suffolk.**

Emergency Tel. No. 07095 848149 Marshals' mobile.

Rally Marshals: Stella & Ian Ross, Ivy & Bob Smith.

GREENFIELD SITE.

Site Fee: £2.50 per night. No Electricity. Rally fee: £3.50 incl. VAT.

Cheques & rally slips to: Mrs. S. Ross, 33 Grosvenor Gardens, Upminster, Essex. RM14 1DL. Tel. No. 01708 228075.

**Attractions:** 5 min. walk into one of Suffolk's prettiest villages. Lavenham Carnival on Monday 25<sup>th</sup>. Cheese & Wine Sat. evening £4.50 each. Fruit juice alternative to wine £3.50 each, please send payment with choice of Red/White or fruit juice. One bottle per couple. Also American Supper Sunday evening – please note on rally slip if interested.

**Directions:** Take Brent Elcigh Rd. A 1141 out of Lavenham. Site 0.25 mile on **Left** at sign for Craft Units. **MAX. 25 VANS.**

**\*\*\*\*\*Members are welcome to attend one or both of these rallies\*\*\*\*\***

**But why not do both and have an extended holiday in Suffolk.**

**28<sup>th</sup> - 31<sup>st</sup>. August ( 3 nights) Clare Priory, Suffolk.**

Emergency Tel. No. 07905 848 149 Marshals' mobile.

Rally Marshals: Stella & Ian Ross, Ivy & Bob Smith.

GREENFIELD SITE.

Site Fee: £5.50 per night. No Electricity. Rally Fee: £3.00. incl. VAT.

Cheques & rally slips to: Mrs. S. Ross, 33 Grosvenor Gardens, Upminster, Essex. RM14 1DL. Te. No. 01708 228075.

**Attractions:** A return visit to this popular site in the centre of a very pretty village, next to Clare Country Park. Possible Fish/Chicken & Chips Supper & American Supper, please note on rally slip if interested.

**Directions:** Clare is about 10 miles W of Sudbury. At Clare take A1092 to Haverhill, in 200yds **Left** into Ashen Rd., in 100yds. **Left** into Priory. Ignore brown signs in centre of Clare – footpath access only. **MAX. 30 VANS.**

**27<sup>th</sup>. August-1<sup>st</sup>. September. ( 5 nights). Shoreham Airshow,West Sussex.**

Emergency Tel.No. 07742 668 344.

Rally Marshals: Shirley & Chris Sturgeon.

Site Fees:£ 2.00 per night + £2.35 rally fee(incl.VAT) No electricity.

Airshow tickets cost £18.00 per adult,£10.00 per child,both Saturday & Sunday inclusive. Payable in advance with rally slip.

GREENFIELD SITE WITH WATER TAP AND LOO EMPTYING AVAILABLE.

Booking slips & cheque payable to A.N. Fowler,20 Hawkins Close,Shoreham by Sea, West Sussex.BN43 6TL. Tel. No. 01273 594 479.

Saturday evening buffet meal available £3.53 per person.Please state & pay in advance.

Send SAE for confirmation of booking. Please state van model for organisational purposes.

**Attractions:** A 2 day Airshow with on ground entertainment,cycle rides & walks from site.

**Directions:**On A27 between Brighton & Worthing.Leave A27 at traffic lights opposite the Sussex Pad Hotel and turn into airport.(This is the only entrance for motorvans).

Please **DO NOT** arrive before 12 noon on Wednesday 27<sup>th</sup>. August.

**Limit of 30 vans.**

*If you wish to organise a rally in 2003 then please contact me as soon as possible to enable me to advertise the rally in this supplement.*

*We depend on volunteers within the Club to act as rally Marshals.*

*If you know of a suitable site why not think about running a rally.*

*It is not difficult and help is available.It is important that all potential rally*

*dates and venues are checked with me first as, unless they are approved by the Club,there will be no Public Liability Insurance.*

*Neil C. Rogers*

*3 Appleby Close,*

*Aldbrough St. John,*

*Richmond,*

*North Yorks,*

*DL11 7TT.*

*Tel./Fax. No. 01325 374 540*

*E-Mail. [ncr@nasuwi.net](mailto:ncr@nasuwi.net)*

Local assistant: Jerry Haxton (01483 223 476) Woking,Surrey.

E & O E

Rally : ..... Date: .....

Your name and address(Please PRINT) .....

.....

Post code: .....

Phone No.: ..... Van Reg: .....

Membership No: ..... Day/Time of arrival: .....

In the event of an emergency at the rally whom should we contact?

Name ..... Phone No. ....

**Please complete both sides of the form!**

.....

Rally : ..... Date: .....

Your name and address(Please PRINT) .....

.....

Post code: .....

Phone No.: ..... Van Reg: .....

Membership No: ..... Day/Time of arrival: .....

In the event of an emergency at the rally whom should we contact?

Name ..... Phone No. ....

**Please complete both sides of the form!**

.....

Rally : ..... Date: .....

Your name and address(Please PRINT) .....

.....

Post code: .....

Phone No.: ..... Van Reg: .....

Membership No: ..... Day/Time of arrival: .....

In the event of an emergency at the rally whom should we contact?

Name ..... Phone No. ....

**Please complete both sides of the form!**

+Is this your first ASOC rally? Please tick box. Yes  No   
Number of people in your van: Adults..... Children.....

Names of Adults.....

Names of Children (including ages).....

Extras: Please indicate which you would like, if available:  
Electricity: Yes  No  Evening meal: Yes  No   
Have you any special needs? Yes  No  If Yes please specify:-

Full payment MUST accompany this slip-cheques payable to the marshal.  
**POST FORM TO REACH MARSHAL 14 DAYS BEFORE EVENT,IF POSSIBLE PLEASE!**

Is this your first ASOC rally? Please tick box. Yes  No   
Number of people in your van: Adults..... Children.....

Names of Adults.....

Names of Children (including ages).....

Extras: Please indicate which you would like, if available:  
Electricity: Yes  No  Evening meal: Yes  No   
Have you any special needs? Yes  No  If Yes please specify:-

Full payment MUST accompany this slip-cheques payable to the marshal.  
**POST FORM TO REACH MARSHAL 14 DAYS BEFORE EVENT,IF POSSIBLE PLEASE!**

Is this your first ASOC rally? Please tick box. Yes  No   
Number of people in your van: Adults..... Children.....

Names of Adults.....

Names of Children (including ages).....

Extras: Please indicate which you would like, if available  
Electricity: Yes  No  Evening meal if arranged: Yes  No   
Have you any special needs? Yes  No  If Yes please specify:-

Full payment MUST accompany this slip-cheques payable to the marshal.  
**POST FORM TO REACH MARSHAL 14 DAYS BEFORE EVENT,IF POSSIBLE PLEASE**

In case you missed it, it was the usual story of feet and part of legs being visible underneath a van. Quite a usual picture for Club meets.

-----oooOOOooo-----

## Technical Group

I am very happy to be back on your committee after the AGM. As well as continuing with the web site I am also taking on the role of chairman of this group. *Maurice Payne* initiated the group and was followed by *Ian Ross* and more recently by *Andrew Entwistle*. I thank them all for their work. No doubt my style will differ from theirs but I hope to carry on the general principle of their good work.

The main aim will be to respond to members' queries as well as collating and making available information, ideas and suggestions. Thankfully I shall be supported by the good offices of *Charles Trevelyan*, our Club President and the Director of the A-S Service Centre. *Albert Brown*, who is a member, has kindly agreed to continue looking after electrical aspects. I would also like to seek and develop further sources of experience and knowledge from within the Club. I hope to form a small group of members who have experience or knowledge in such areas as chassis ranges (Ford, Peugeot, VW etc.), specific models, automotive, general bodywork etc. If you can offer such a service perhaps you would let me have an idea of the experience you can offer and any other relevant information.

I should also appreciate it if any members have copies of road tests, reviews and technical articles etc., relating to any A-S motorhomes or other relevant matters, if they could send them to me for archiving, please

If you have any ideas, views, queries etc. Perhaps you would also like to contact me. However, please understand that it may take quite a while to set up the practices of this group and to review the information already available. So a reply will take some time. You will find my address elsewhere in this Newsletter.

*Baz Wellard*

-----oooOOOooo-----

## A Switch - or?

To changing one glass fuse - half a day on the road, a round trip of 90 miles and a bill!

I love my bought-new 2000 Legend but recently blew a fuse due to adding TV to long use of the electric section of the heater. A simple switch - far from it!

Pulling the fuse from the clips in the Zig, the clips came with it, leaving stud holes in the former and similarly in the clip bases. A search on knees with torch revealed the two miniscule rivets and a silly idea that they may press back in was soon disabused.

So... Calling at a caravan depot on the Malton - York road (Barrons) on the return trip from Whitby a nice guy took the bits into the workshop. But soon returned with the bad news - the Zig has to come out, leads disconnected and the unit benched for rivet tightening. And he couldn't do it that day.

A call to the ever reliable Todds of Lostock Hall, Preston and I was squeezed in if I arrived early on the following Tuesday. A wet drive there of 45 miles to arrive at 8.00 am and the job took half-an-hour - with corresponding time charged - and the news that these rivets often come loose.

So, if you need to change a fuse, take heed. It seems that there is no simple or fool-proof way of doing it and it seems pathetic that in the high tech world of the modern van such an everyday task can result in so much inconvenience. In future I will rely on gas for the heater.

*Ken Osborn*

-----ooOoo-----

### *A Rambler, the Club and the Luxor*

We bought our Rambler on 14th June 1991. We booked our holiday in France for a few weeks later and were all ready to set off on a certain Monday morning. I got the van out of the garage, did a quick check and found we had a leak at the base of the radiator. Getting this sorted delayed our departure by a day. This was a wonderful stroke of luck! Our first site in France was St. Mere Eglise and while we were enjoying our first evening of the holiday another A-S arrived.

*Maureen & Jim Cresswell* were on their way home. Naturally we talked vans and *Jim* suggested that the Club was a good thing to belong to. We joined and have been glad every since. There is a wonderful family feeling about the Club. I have felt this particularly strongly over the past few weeks since I lost *Dorothy*. The lovely messages of love and support, from so many good friends, has been a tremendous help to me. I loved *Dorothy* very deeply (and still do) but I had no idea that she was so well thought of by so many. That is indeed a lovely thought.

I think that the whole secret of belonging to a club is to join completely. If possibly, get on the committee. I know all the committee members get a job to do but they are not really that difficult. Surely anyone with the ability to earn enough to buy a motorhome is capable of doing a committee job. It really is the best way to get oneself known and become really integrated into 'the family'. It is the same with volunteering. The jobs are easy. I was nervous the first time I volunteered for marshalling but *Ben* made it all very simple.


On a different note, who designed the kitchen on the new £55,000.00 Luxor van? There is a four burner cooker, a sink and absolutely nowhere to prepare the food! The reviewer says the long table can be used but that is not true. The first thing to do in preparing a meal is to lay the table so that it is ready to receive the meal when it is cooked. Even our Rambler has a moderate work surface at the side of the cooker. I suggest (quite seriously) that it is time that the designers of vans should go out into the wilderness and learn to cope with the raw supplies on board. Perhaps then they would design vans that are suitable for the job.

*Nial Reynolds*

For those who are not sure who *Nial* is, he wrote, printed and published "Rambling Recipes". This is a book of tried and tested recipes which are eminently suitable for use in your van.

-----oooOOOooo-----

## *Chairman's Chat*



I should like to thank everybody for re-electing me to the Committee and for the trust the Committee members have shown in appointing me as the latest in a line of Chairmen, all of whom have worked so well for the Club. It is a hard series of acts to follow but I shall do my best.

As there has been a change, I thought that you might like to see a different cartoon person at the head of this chat. So here it is and I hope you like it. It does try to show that I shall be working!

One thing has come to light. Whenever you need to contact anyone in the Club, e.g. Committee members, using e-mail or via the web site, will you PLEASE make sure that you include your full name and your membership number. This is particularly the case with e-mail because your address may be meaningful to you but perhaps not to others. I know of one instance (at least) where the e-mail address is something like

"ickle.pest@wherever.co.uk" I know who "ickle.pest" is but no-one else would! So please tell everyone who you are clearly.

Now, as a very new Chairman I shall be pleased if you will let me know what you think a Chairman should do! (No, not that!! Please!!!) I won't be able to get to many rallies because of other tasks which I have for other associations and because, believe it or not, I still go to the office for one day each week. But I should very much appreciate a dialogue with you and to see whether I can become the sort of Chairman that you want.

*Harry Henthorne*

-----oooOOOooo-----

## **Radio Abroad**

Can any member give me advice on receiving radio abroad? I mean in Spain, Portugal, Germany and the like. I have a short wave set but that only (sometimes) gets the BBC World Service.

Is it possible to get Radio 4 or Radio 5 clearly? By satellite perhaps?

*Peter Bunn*

-----oooOOOooo-----

## **CURTAINS AND SPACE HEATERS**

We are so pleased with our new Duetto, the colour, finish etc. It's quite "matey" but we manage!

To continue the curtain saga. I would like to make new curtains for the front of the van to reduce the cold. At the moment I've tacked additional curtains to the lining, not very elegant. Where on earth do I buy the strange heading tape from?

More worrying than curtains is the diesel space heater. In theory a good idea as diesel is always on tap. But on dear, the noise. We always ask at sites to be put right away from everyone so as not to disturb our neighbours. But my main concern is the fumes. We always shut the window (not very convenient when cooking) over the exhaust outlet, but the fumes/smell seems to come up through the oven vents, sometimes making me feel quite queasy. Has anyone else experienced this problem? Perhaps someone at the factory might be able to help.

*Fay Baker*

-----oooOOOooo-----

## **Cab Heater**

At the beginning of April my lovely wife *Carol* and I realised our lifelong dream when we purchased our very first motorhome, a Palermo.

Like most first timers, we had done plenty of research on what type of van we wanted and what features we required. The Palermo fitted our list of "must have" items to a tee and we are absolutely delighted with the features and the quality of the build. At the moment we are taking relatively short distance trips to get used to the feel of the van and we are constantly discovering new ideas and equipment to make our trips more enjoyable.

In September we commence a year out, when we hope to tour the UK, Ireland, France, Spain and Portugal. We would be happy to hear from other Palermo owners on what they think of their rig and particularly if anyone has any ideas on how to beef up the cab heater. We know it's a big space but a bit of warm air on our feet would be lovely.

Finally, we really enjoy the Newsletter, particularly the tips and hints, and we will endeavour to be useful contributors as we gain experience.

*Carol and George Perkins*

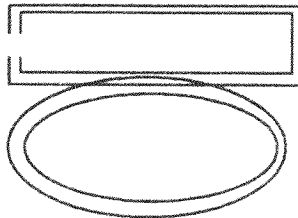
Now there's a promise that I hope I can keep them too. Please remember, ANY contribution is welcome. You don't have to be "experienced" - we can still enjoy tales of what happens to newcomers.

====oooOOOooo====

### *Rattling Blinds*

*Derek Roberts* rattling blinds (May Newsletter) is a familiar problem, though the A-S remedy seems to be an "if all else fails" solution. My wife and I have had a 1993 Rambler on a Peugeot Talbot chassis from new and we found that our 'rattles' stemmed from the ends of the hard edge of the blinds vibrating against the blind's frame. This also seemed to be the case with the fly-screens.

Our remedy (which we got from an MMM "Tenner for a Tip" entry) was to obtain a length of plastic draught excluder/seal (from Ford actually for another purpose) of the design shown in cross section below,



A half-inch piece cut from this length was clipped to the edge of the blind's frame on each side of the frame and was then slid down the frame to wedge between the frame and the hard edge of the blind. This cured the vibration and - hey presto - silent running!

As an added precaution, the fly-screen edge was similarly 'wedged', though the kitchen blind seemed not to have the problem in the first instance. With this piece of plastic wedge you even get a handle to facilitate upward and downward movement, and indeed removal. What more can one want?

We still have a good length left, so if *Derek* was to think that this would work for him, a telephone call to 011 4266 4260 would arrange for an appropriate piece being despatched for an appropriate exorbitant fee!

*Les Elcock*

A thin slice of the plastic seal was enclosed with the letter. I should need around 1,500 slices and a lot of glue to be able to send you one each so you will have to make do with the "picture".

-----oooOOOooo-----

## Exhausting!

The exhaust went wrong. No, I have not got it fixed. I took the van to a garage to have it sorted and their supplier sent the wrong parts - twice!

First it was the exhaust for a petrol type; the second was for the continental layout and the exhaust came out on the near side. The mechanic was told that it would have to be a Manufacturer's part after further phone calls to a Peugeot local dealer who could not find a mention or diagram of it. In the end they had to ring Coventry who located the only one in the country and relayed the added information that there wouldn't be any more, which seems a hard pill to swallow.

The thing that crosses my mind is how many other parts are they not going to produce considering all the thousands of Talbot Express vans that there are in use from all the other converters as well, both petrol and diesel. Although there can't be many 2.5 litre Tds 4x4 ones left now, which is an added problem. Still, it says a lot for the attitude of Peugeot in general when the head office, who no doubt are guided by the parent company, are taking that attitude.

It looks like that after 10 or 12 years you are on your own, Buster! So much for the Peugeot advertising that their engines keep going. What about the rest of the vehicle?

*Harry Bowker*

This is not a problem that is reserved to Peugeot. Our VW T4 had exhaust problems too. The garage where I go could not get the replacement parts from the VW supplier and in the end had to find some pattern parts to suit. It is amazing to me that years ago, when I had a 1935 Morris 8 car which was then 25 years or more old I could still nip into a couple of local spares and accessory shops and obtain any necessary parts. Things change, don't they?

-----oooOOOooo-----

## Trouser and other storage

The Newsletter came this morning and we both try to read it at once! I was very interested in *Rita Daley's* way of dealing with trousers - the material sort. An uncreaseable method!

I personally like to lay several pairs of trousers on the bed at home, one pair as neatly and as smoothly as possible on to of the pair underneath.

Then I roll them up, starting at the bottom hem, until I have a large sausage-shaped bundle. I then pop these on a shelf in my overhead locker. I do the same with T-shirts.

Big wet coats go on a peg in the toilet area to dry in the warm. Other crushable or special clothes go in the wardrobe.


By the way. A plastic six section milk carrier with the handle sawn off makes a good bottle carrier when placed in the back of the wardrobe in our *Talisman*. If any space is empty I sometimes fill the hole with toilet or kitchen rolls etc. (or occasionally lemonade!) and they don't roll about when in transit.

You asked for letters and, by golly, you are going to get them!!!

*Diana Rhodes*

My mind is boggling a bit. Let us suggest that you have rolled up seven pairs of trousers. What's the betting that when you get to where you are going you will find that you want the middle pair? But keep the letters rolling in, please. Incidentally, I rather like the sketch that was included at the start of the letter and is reproduced here

-----oooOOOooo-----



# Wanted

2 Berth Legend 2.5 litre turbo diesel. Mrs & Mrs John Ingham, 23 Jennings Close, Silsden, West Yorkshire, BD20 0QN.

These people are not yet members, but hope to become members if their search is successful.

====ooo000oo====



## For Sale



Safari Room, excellent condition, to fit a 3 metre Fiamma awning. Bargain at £100.00 ovno. Telephone Gil McIntosh on 014 9481 4636 (High Wycombe, Bucks).

Thanks for the donation.

#####

Silver Screens to suit Ford Transit van (Smiley). £35.00. Also Interior Silver Screens. £25.00. Tel: Sheila or Ivor Barnett on 015 8489 0428 (Ludlow, Shropshire).

#####

1995 'M' Ford Duetto, 2.5 diesel. 47,500 miles from new. Service records MOT, taxed. Alarm, Immobiliser. Undersealed. Awning, bike rack, electrick hook-up, gas bottles, Silver Screens. Complete with Secure matching trailer. Reluctant sale. [Sorry, no price was mentioned.] Tel: Jean and Gordon Mitchell on 023 9225 7978 (Waterlooville, Hants.).

Thanks for the donation.

#####

95 'M' Duetto diesel, 2 berth, 56,000 miles. Fiamma awning, twin cycle rack & motor vent. Electric cassette, Van Bitz alarm, H & C water, RDS radio, crockery. Service history. V.g.c. Phone Michael Mawer on 013 7727 0353 (Driffield, E. Yorks.)

Thanks for the donation.

#####

Pair of Bison Rolac wheelchair ramps, new and unused. Closed 4' 7": Open 7' 6". Easily stored and will fit any side or rear opening door. £175.00. Tel: Tom Nunn on 013 3234 6992 (Derby).

Thanks for the donation.

#####

Peugeot Ravenna, 1.9 TD. (1999 'T' reg) 9,700 miles. MOT & SMMT to June 2004. 1 owner. Non-smokers, no pets or children. Excellent condition. 4 seat belts. Cruise control. Exterior access locker. 2 gas bottles (Gaslo easy switch-over), Status aerial, Fanmaster, extra 13 amp and 12 volt sockets. Omnistor 3.5m awning, Safari Room, Softex ground sheet, Silver Screen (all new last year). Many other extras (including 3 tripod bases with shorter posts for external use of tables, Continental and 13 amp connectors for electric cable, spareline for easy check on spare tyre). Equipped ready for immediate use. £27,500.00 ono. Contact Ken Milward, e-mail [f.milward@which.net](mailto:f.milward@which.net) or telephone 013 0578 2082 (Weymouth). Thanks for the donation.



#####

## Available

FREE to anyone willing to collect from Milton Keynes Village, Bucks. One pair of "Snowgrips" in carrying bag with fitting instructions. Type185, Diameter 13"-15", Radial 180-185. Suitable for Talbot Express vehicles. Used only once. Telephone: 019 0866 5165

*Gerry Woolley*


#####

Flymo electric hover mower and Qualcast XR35 electric roller mower. Both now "surplus to requirements". FREE, available for collection from North London. Telephone your Editor whose telephone number appears on the back of this Newsletter.

#####

A number of past Newsletters have recently been given to me by former members of the Club, and I would be happy to bring these to the Club & Company Rally for anyone who would like them. Please let me know by telephoning 016 0345 2593. Complete years are available from 1 January 1990 to 31 December 2001.

*Ray Whiley*



## Contents

Stolen Vehicle.....	2	Thank You All.....	10
ISLE OF MAN.....	2	Technical Group.....	11
Club Headed Notepaper & Flags.....	3	A Switch - or?.....	11
Top Box Fitting.....	3	A Rambler, the Club and the Luxor.....	12
Guidance on Gas.....	3	Chairman's Chat.....	13
Club & Company Rally, 2004.....	4	Radio Abroad.....	14
Just a Thought.....	4	Curtains and Space Heaters.....	14
Photographic Competition.....	5	Cab Heater.....	14
Cake Competition.....	5	Rattling Blinds.....	15
The History of Motorhomes.....	6	Exhausting!.....	16
Curtains and Water.....	7	Trouser and other storage.....	17
Undersealing.....	8	Wanted.....	18
		For Sale.....	18
		Available.....	19

\*\*\*\*\*

## Committee Members

President	Charles Trevelyan	013 8685 3511
Chairman & Newsletter Editor	Harry Henthorne	020 8808 9112
Secretary	Janet Sutterby	015 0746 2449
Treasurer	John Tidbury	012 3553 8593
Vice-Chairman & Chairman, Club & Company Sub-committee	Andy Cavell	016 3520 1976
Chairman, AGM Sub-committee	Nora Venables	019 0233 2105
Rally Co-ordinator	Neil Rogers	013 2537 4540
Membership Secretary	Norma Caley	017 7263 2734
Minutes Secretary	Mike Hall	017 7382 4565
Chief Rally Marshal	Ben Mansfield	017 2336 9769
Press Officer	Brian Smith	014 8784 1786
Webmaster & Chairman, Technical Group	Baz Wellard	013 2923 1259
Vacancy		

\*\*\*\*\*

Any item appearing in this Newsletter may be freely used by other publications. Please acknowledge both Author and Source

\*\*\*\*\*

Items for the Newsletter **MUST** reach your Editor by the **TENTH** of the month. You may post them to 144 Devonshire Hill Lane, London, N17 7NH or E-mail to [harry\\_henthorne@lineone.net](mailto:harry_henthorne@lineone.net). **PLEASE NOTE:** Any E-mail which has an attachment will **NOT** be opened. The Editor reserves the right to edit or omit items. Advertisements for items to be sold or wanted by members are published free of charge; however small donations to Club funds are appreciated and will be acknowledged. No guarantee can be given that any item will appear in the next, or any, issue of the Newsletter. Cheques should be made payable to "Auto-Sleeper Owners' Club" and NOT to 'ASOC' as the bank will not recognise this.

\*\*\*\*\*

**IMPORTANT:** Contributions from Members are published in good faith in the hope that they will prove useful or interesting. All reasonable care has been taken to ensure accuracy but no modification or suggestion has been tested by the Company, the Club or your Editor. Therefore no warranties are expressed or implied nor indemnities given. You try them out at your own risk.

\*\*\*\*\*