




[www.asoc.fsnet.co.uk](http://www.asoc.fsnet.co.uk)

# **AUTO-SLEEPER OWNERS' CLUB**

A Company Limited by Guarantee.

Registered Office: Orchard Works, Willersey, Nr. Broadway,  
Wores., WR12 7QF. Registered No: 4616969



## **NEWSLETTER 176**

## **MAY 2003**

Hello.

I have just been having a look back at some of the very first editions of the Newsletter written, printed and published by the famous team of *Rita and Phil Daley*. The very first edition was only one sheet of A4 paper, making four pages in all. We have progressed since then to the current 20 pages, including the front and back cover.


On several occasions items have had to be held over because there was just too much for one issue. Conversely, there have been a couple of occasions where the size has been reduced to 16 pages only due to lack of items from members.

This may quite easily be one of the latter. For some reason the source of items seems to have dried up. True, I have got a cover picture from a new source and that is most welcome. But there seems to be rather less than usual about other matters.

There is no way in which I can write the whole lot by myself. It is **YOUR** Newsletter, not mine. **YOU** have to submit the items so that I can assemble them. So it is really up to **YOU!**



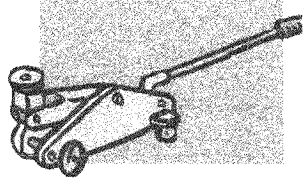
Let me have your items on any subject associated with our hobby. Have you driven all the way to Trieste? Perhaps you took a ferry from there to Egypt and drove back along the coast to Algiers. It will all make interesting reading for the rest of us. So come on, e-mail, letter, ink, biro, pencil (crayon if they won't let you use anything sharp in there!); neat copperplate writing, typewriting or scribble. I can usually make some sense of almost anything. Over to you!!



-----oooOooo-----

## **Underseal**

During this year I would like to have my van, an A-S Executive, rustproofed / undersealed. The only firm that I can find to do this is in Dorset. Does any member know of any other company, nearer to Hertfordshire, where I might be able to travel to and back in a day?



*Robert Deamer*

I'm a bit surprised by this. I would have thought that almost any reasonable garage which could accommodate the vehicle would have been able to provide such a service. But can anyone help?

-----oooOOOOoo-----

## **Club & Company Rally 2003**

The application form and rally notes for the Club & Company Rally are enclosed with this Newsletter. This year's rally will be at the Three Counties Showground, Malvern from 11th to 13th July.

Also enclosed is a volunteer form. Please consider giving an hour or two of your time to help make the event a success. Without sufficient volunteers we will not be able to run all the programme we have planned.

*Andy Cavell*

Chairman, Club & Company Rally Sub-committee

May I echo *Andy's* request for volunteers? As I said at the start I have been looking back over the earlier issues and it is quite

amazing how often the same old chestnuts - "volunteers wanted" - keep appearing.

So come on, give a bit back to the Club for all our sakes!

-----oooOOOOoo-----

## TOPAZ QUESTIONS

A comment to *Anne and Arnold Penney* regarding their Topaz. I have had mine since 1995 and still love it. I agree with their comments about storage, it is a small vehicle and every crook and nanny helps, but where I differ concerns the top side windows which are extremely useful when it is raining and the rooflight lets in splashes to wet the floor. However, I do have to put small pieces of shaped plastic in the grooves at both sides of the window to divert the drips from the roof which bypass the frame at the curved ends and finish up inside in the storage trough. A more important use for these windows is on site when opening lower windows at night in certain places could be rather dangerous.

Now for a tip which is as useful as the one about squashing the loo rolls to stop them unwinding. I heard of a way to stop trousers from slipping off the hanger. Put one leg over the hanger with the inside leg seam facing itself. Now put the other leg the opposite way and, hopefully, the material will act as a brake. Obviously, with very smooth material you might as well throw the trousers on the bottom of the wardrobe anyway or use pegs!

*Rita Daley*

I rather like, but don't understand, the tip about the trousers!

-----oooOOOOoo-----

# From the Factory

## It's a Mirage!

Not everything to do with Auto-Sleepers happens in Willersey! A-S dealers and staff recently enjoyed a visit to the Mirage factory in Italy. But this was no jolly - there were two reasons for the trip. Firstly, A-S wanted to show its dealers where the Luxor, the new A-Class, was built. By seeing the vehicle being built first hand, the dealers would become completely familiar with the production methods and the features of vehicle. The trip also allowed the dealers and staff to meet the team behind the vehicle and ask any questions that they may have had.

Secondly, the trip enabled dealers to extend their service knowledge. There's just no substitute for a hands on look at how the Luxor is assembled and being introduced to all the detailed information on the aftercare service. Everyone that attended now knows the Luxor inside out - quite literally!

Dealers who attended the trip included Ken Saunders (Hants and Dorset Motorcaravans), Richard Baldwin (Richard Baldwin Motorhomes), Bill and Steve Hayes (Hayes Leisure), Frank Williams (Cotswold Motorcaravans), Luke Gorrige (Marquis Surrey), Tony Maloney (Marquis, Lancashire), Lance Walker (Motorhomes Ireland), Steve Pike (West County Motorhomes). From the factory there was Stephen Small, Design Manager, Rob Axton, Group Marketing and Development Director, and Steve Cant, from the Sales Department. In addition, Mark Burdett attended from the Motorhome Service Centre at Willersey.

The visit included a presentation by Ian Capes, which detailed the rationale behind the introduction of the Luxor and there was a brief presentation by Rob Axton, which covered the marketing and promotion of the range. Finally, Ary Rubin, Sales

Director for Mirage, gave a presentation on the many features and benefits of the Luxor.

However, though the team's focus was work, they weren't going all the way to Rome without seeing some of the historic city. They managed to fit in a quick guided tour of Rome to soak up a bit of culture, counter-balancing their immersion in serious technology at the Mirage factory.

The trip was a great success, with all the dealers who attended confident in the new found in-depth knowledge and expertise they can offer their Auto-Sleeper customers - "Ask us anything about the Mirage, because if we don't know it after this trip, nobody outside of Italy does!"

All involved would like to offer their thanks to Dan Meredith, who co-ordinated the entire event, from arranging flights, to booking hotels! The tour of the Mirage factory was invaluable - the only question the team had left after the trip was where are we going next?

Anna King

-----oooOOOOoo-----

## Peak Rail Rally

What a great time we had at the Peak Rail, Derbyshire rally, (4th - 8th April 2003). Many thanks to *Jeanne and Mike Hall* our marshals, who worked very hard to make the rally a success. Running raffles, getting information, researching the area, and much more. We thoroughly enjoyed ourselves, and met some very friendly fellow ralliers. Beautiful walks, a ride on a steam train, lots of laughs and chatter, ending with a smashing meal at the local Shalimar (Indian) restaurant.

We arrived home totally revived!!

*Diane and Eric Ferrand.*

-----oooOOOooo-----

## **Kindness in the Club**

The spirit of friendliness of club members was clearly demonstrated to us recently when we had to cancel our booking for the Little Budworth rally in March due to a spinal problem which confined *Rosemary* to bed. Not only were the Rally Marshals most understanding and helpful but *Rosemary* was touched when she received a 'Get Well' card signed by members at the rally.

*Rosemary* has since had an operation on her spine and is now back home, hopefully on the road to recovery. Sadly we will have to give the AGM a miss this year but hope we will be able to get to the Club & Company Rally to meet up with friends.

*Alan & Rosemary Jones*

Why am I not in the slightest bit surprised by this item? It is the sort of thing for which the Club has become renowned.

-----oooOOOooo-----

## **Older Bedford CF 250**

We have recently become the proud owners of a 1980 Bedford CF 250 but unfortunately we have no Auto-Sleeper operating instructions. A-S were good enough to send us a copy of the Clubman instruction booklet but it's not quite applicable to our model, for example we do not have a toilet / shower compartment.

Unfortunately, due to the fire, they are unable to help us further. Is there anyone out there with the same model as ours who still has a book of operating instructions who could help us? We will, of course, pay for photocopies and postage. It would be good just to have contact with owners of the same vehicle to talk about similar problems - if indeed there are any!

*Merlyn and David Gepp*

I'm sure that we have other members who either have, or have had, this type of van. So come along, let me know if you can help, please!

-----oooOOOOoo-----

## Curtains



It is not too bad to get the curtains out of our 'K' reg Clubman but getting them back - Oh Dear!! It took about 2½ hours to put up one pair above the kitchen end. The difficulty was getting fingers into such a small place. I got the idea to use a pair of long nosed pliers and I completed the two side pairs within 30 minutes! The cab curtains are no problem.

But - with my head out of the window getting back ache and neck ache I said - amongst the blue air - never again but if it comes to it I suppose we will.

*Jean and Peter Burraway*

This is an extract from a letter sent to me for onward transmission to *Vera and Bob Hewitt* whose plea was in last month's Newsletter. An accompanying letter asked me to put any part of their letter into this month's issue.

## Chairman's Chat



In my final Chairman's Chat, I would like to say a few words about the Annual General Meeting. A member recently suggested that newcomers to the Club, attending their first AGM, might find the proceedings difficult to follow. The Agenda (the "programme") for the meeting was distributed with the April Newsletter; this follows the format used by most organisations for their AGM, but certain points are worth emphasising.

The Club's AGM is traditionally opened and closed by ringing the Stinchcombe Bell. This bell was used in the early days of the Club by one of our founder members and the first Treasurer, *Frank Stinchcombe* (No. 2), to call members to coffee. Following *Frank's* death, the bell was presented to the Club, and is used at each AGM in his memory. *Frank's* widow, *Dilys*, is now our only honorary member.

You will have received, with the Agenda, reports from various Committee members. When each report is introduced, you have the opportunity to ask questions about it. Similarly, you are entitled to ask questions about the accounts for the preceding financial year.

You have the opportunity to choose the members of your Committee for the coming year. (The election of the Chairman and other officers is the responsibility of the Committee, which will meet for that purpose on the afternoon of the AGM.)

Matters which may be raised under Any Other Business are limited; however, the AGM is followed by an Open Forum during which any member may ask questions or make suggestions about the Club's activities - and any suggestions are always carefully considered by your Committee. This is your opportunity to have your say.

Three years ago, in my first Chairman's Chat, I promised to use my monthly column to discuss matters of importance to the Club. I believe that I have kept that promise. All that remains now is to repeat my thanks to all who have helped me during my time as Chairman, and to give my best wishes to my successor, whoever he or she may be.

*Ray Whiley*

## **New Club personal name badge.**

We now are offering members a new style name badge. It differs from the existing badge considerably in that it is gold coloured metal with a die stamped circular ASOC badge. It is a good quality badge and the name area is in dark blue plastic inscribed with the name.

It has been agreed that members if they wish can have full name i.e. forename and surname in 3mm letters or just the forename only in 4mm letters. I am very pleased with the look of the badge and it has been well received when we have shown them at rallies.

The cost of the badge is £5.00 anyone wishing to order please forward your details to me.

*Andrew Entwistle*

*Andrew's* address is 8 The Dell, Mytholm, Hebden Bridge, West Riding of Yorkshire, HX7 6DP


I tried to include a picture of the new badge but unfortunately the reproduction would not have been clear enough so I decided not to irritate your eyes!

-----oooOOOooo-----


## **CROSS STITCH PATTERNS**

It has been some time since I have mentioned these patterns and knowing that many people are interested in various craft pastimes I thought that I would let you know again what is available.

A copy of any of these patterns is yours if you will send your Editor two second class postage stamps. One will cover the cost of photo copying and the other will pay for the postage back to you.



**May 2003**



## **Rally Supplement**

May I remind you that, unless otherwise stated in the Rally Supplement, all rallies are applied for by posting a rally slip, with a cheque for the appropriate amount, to the rally marshal. Unless otherwise stated ALL rallies start at 12 noon. Please *do not arrive early*.

If you are unable to attend a rally inform the marshal as they may be able to allow another member to take your place.

Will Marshals please send me the rally information for this Supplement at least three months before the date of the rally.

NEW RALLY 12<sup>th</sup> - 14<sup>th</sup>. September. Ludlow Food & Drink Festival.

NEW RALLY 23<sup>rd</sup> - 26<sup>th</sup>. October. Marstons' Brewery Visit.

30<sup>th</sup>. December 2003 - 3<sup>rd</sup>. January 2004. New Years Rally, Hidden Valley C.P., North Devon. If you are interested in attending this rally please contact: Mo & Mike Valentine, 11 Hamilton Close, Langstone, Havant, Hants. PO9 1RP. Tel. No. 02392 482 818.

MARSHALS REQUIRED Contact the Rally Co-ordinator if interested.  
18<sup>th</sup> - 20<sup>th</sup>. July. Midsummer Music & Leisure Show, Lincoln Racecourse.

2<sup>nd</sup> - 5<sup>th</sup>. May (3 nights) A.G.M. Newark Showground, Notts.  
The closing date for booking 29<sup>th</sup>. March.

5<sup>th</sup> - 9<sup>th</sup>. May (4 nights) Walking the Wolds, Bilsby, Lincs.

Emergency Tel. No. 077 68 16 45 22.

Rally Marshals: Janet Sutterby & Eileen Kellard.

Site Fees: £14.00 for the rally. No Electricity. Rally Fee: £2.00 (incl. VAT) payable with booking slip to Janet Sutterby, 3 Bilsby Road, Alford, Lincs. LN13 9EW.

Tel. No. 01507 462449.

Venue lawn of old rectory Toilet & community room available.

Quiet village, walking, cycling, relaxing, sea 6 miles. Walks will be arranged.

**Directions:** In East Lincolnshire take A16 Boston to Louth road, the A1104 to Alford and the A1111 to Bilsby (signed Sutton on Sea). Venue on the **left** almost opposite the village church. **Limited numbers.**

**8<sup>th</sup> - 11<sup>th</sup>. May (3 nights) Burn Gliding Club, Nr. Selby, North Yorks.**

Club Tel. No. 01757 270 296 (Emergencies only).

Rally Marshal: Alan Guest.

Site Fee: £4.70 per night. (incl. VAT) **No Electricity.** Rally Fee: £2.35 (incl. VAT).

Booking slips to Alan Guest, 27 Chiltern Drive, Ackworth, Pontefract, West Yorks.

WF7 7DW. Tel. No. 01977 612 773. (after 6.30pm.) Cheques payable to A. Guest.

**Attractions:** Gliding trial flights/ lessons over weekend (subject to weather). There is a market in Selby on the Monday.

**Directions:** From M62 junct. 34 take A19 towards Selby, Gliding Club signposted in Burn Village.

**9<sup>th</sup> - 11<sup>th</sup>. May Thames Valley Caravan & Motorhome Show. As there have been no volunteers to marshal at this show there will be no Club rally.**

**8<sup>th</sup> - 11<sup>th</sup>. May (3 or 4 nights) Working Rally, Three Counties Showground, Malvern.**

Rally Marshals: Dorothy & Baz Wellard. Tel. No. 01329 231 259.

DUE TO INSURANCE PROBLEMS THIS RALLY HAS BEEN CANCELLED,  
AS HAVE THE OTHER WORKING RALLIES PLANNED FOR THIS YEAR.

**9<sup>th</sup> - 12<sup>th</sup>. May (3 nights) The Azalea & Rhododendron Rally, Exbury Gardens, Hants.**

Emergency Tel. No. 07785 551229.

Rally Marshals: Mo & Mike Valentine.

Site Fees: £6.00 per night. No Electricity. Rally Fee: £2.50 (incl. VAT)

**GREEN FIELD SITE**, fresh water point and Elsan emptying hole in ground.

Approx 2 miles from Gardens - bring your bike.

Please send a rally slip & cheque payable to M. Valentine, 11 Hamilton

Close, Langstone, Havant. PO9 1RP. Tel. No. 023 9248 2818.

**Attractions:** Exbury Gardens & Steam Railway, the New Forest, Historic Beaulieu, National Vehicle Museum. Views over the Solent and the Isle of Wight. Otter & Wildlife Conservation Park, Lymington, Southampton & much more.

Shops some 3-4 miles away.

**Directions:** From M3 join M27 westbound. Exit at junction 2 onto A326, signposted to Beaulieu Motor Museum. Continue straight over 6 roundabouts, at 7<sup>th</sup>. roundabout turn **right** onto the B3054, signposted Exbury Gardens. At next junction, by Royal Oak pub, turn **left** then immediately **right**, signposted Exbury Gardens. After 2 ½ miles Gardens on **right**, continue on. At sharp left turn, go straight on – narrow road. Approx. 1 mile turn **right** onto Gravel Road – Field on **left** in 150 yds.

**LIMIT OF 30 VANS. DOGS ON LEADS AT ALL TIMES.**

**15<sup>th</sup>. - 19<sup>th</sup>. May (4 nights) Little Cotton C.P., Dartmouth, Devon.**

Emergency Tel. No. 01803 833 675. (Site owner)

Rally marshals: Pam & Terry Holtom assisted by Jenny & Geoff Raistrick.

Booking slips and cheques payable to Terry Holtom, 8 Courtlands Road, Torquay, Devon. TQ2 6JR. Tel. No. 01803 612669.

**THIS RALLY IS NOW FULL.**

**NEW DATE 30<sup>th</sup>. May – 1<sup>st</sup>. June. ( 2 nights) Blue Lias, Nr. Coventry, Warks.**

Emergency Tel. No. 07799660641. Marshals' mobile.

Rally Marshals: Sandra & Bernie Wisely.

Site Fees: £5.85 per night. NO ELECTRICITY. Rally Fee: £2.35 (Both incl VAT)  
GREENFIELD SITE.

Cheques & rally slips to Sandra Wisely, 2 Mount Pleasant, Bishops Itchington, Southam, Warwickshire. CV47 2QE. Tel. No. 01926 614 194

Fishing available on site – a permit can be purchased on site @£5.00 per person.

Meal available on Saturday night £5.95 per head payable to site.

Choose from: Steak & Ale Pie, Plaice or Vegetable Lasagne.

Choice of boiled/ chipped potatoes - please state your choice + vegetables of the day.

**Directions:** From the Southam By-pass take the A426 signed Rugby. In just over 1 mile at the first cross road turn **left** (un-classified road 17(tgw)) Blue Lias is on the **left** in about ½ mile.

From Rugby take the A426, go through Dunchurch towards Southam. After approx.

4 ½ miles pass the Boat Inn Public House on the right. At just under 1 mile at the next crossroads turn **right** (un-classified road 17(tgw)). Blue Lias is on the **left** in about ½ mile.

**Maximum of 20 vans.**

**NEW 6<sup>th</sup> - 8<sup>th</sup> June ( 2 nights). Gryphon School,Sherborne,Dorset.**

Emergency Tel.No. 07788 968504 (Marshal's mobile).

Rally Marshals: Eirwen & Ben Cox & Dorothy & Baz Wellard.

Site Fee:£4.50 per night incl.VAT NO ELECTRICITY Rally Fee:£2.00 incl.VAT

\*\*All sites are hardstanding but blocks needed.

Please send a completed rally slip & cheque payable to Mrs.E.Cox,Tan y Graig,  
8 Quarr Lane Park,Sherborne,Dorset.DT9 4JB.Tel.No. 01935 815960.

**Attractions:** Sherborne is a very architecturally attractive town,only a few minutes walk from the site.Other attractions are Sherborne Castles (2) & grounds,Sherborne Abbey, a small Saturday market.Lovely Dorset villages with good pub food in immediate area ,and a beautiful beach at West Bay (45 mins. drive).

Please indicate if interested in a Fish & Chip Supper on Saturday.

Dogs welcome (**on lead at ALL times**) but must be exercised **OFF SITE**.

**Directions:**From the East, Salisbury A30 to Sherborne.From West M5,A30 to Sherborne.At traffic lights in Sherborne take B3145 to Wincanton.In about ¼ mile Gryphon School on right.

**PLEASE DO NOT ARRIVE BEFORE 5.00 p.m. Limit of 25 vans.**

**8<sup>TH</sup> - 15<sup>th</sup> June.(7 Nights Sun.-Sun).Delftse Hout Caravan Site,Delft,Holland.**

Rally marshals:Tricia & Ted Pratt & Jan & Vic Hicklin.

Tel.No.01283 538 818. **THIS RALLY IS NOW FULL.**

**17<sup>th</sup> - 20<sup>th</sup> June ( 3 nights). Hoddom Castle Caravan Park,Nr. Lockerbie, Scotland.**

Emergency Tel.No. 07790183780 (Marshal's mobile).

Rally Marshals: Moira & Allan Blackstock ,Pat Holland & Noel Bonner.

Site Fee:£7.23per unit per night. Electricity:£1.70 per unit per night..Rally Fee:£1.75 per person,all include VAT.

Rally slips & cheques to: A & M Blackstock, 39 Sumpter Croft,Penwortham, Preston.PR1 9UJ. Tel.No.01772 749 178.

Site has large toilet/shower block,bar,restaurant,golf,tennis,mountain bike trail.BBQ area and dog exercise area, all set in a well wooded estate.Places of historical interest,good shopping,Solway coast & Scottish borders within easy driving distance. A Ranger is booked for a guided walk.Possibility of evening meal/takeaway. Room booked for evenings.

**Directions:**From A74(M) take junction 19 at Ecclefechan.At the roundabout turn *left* into the village and turn *right* at the church on B725 ( Dalton) road.Turn *left* at T-junction and over Hoddom Bridge the entrance to Hoddom Castle Caravan Park is on the *right*.

**19<sup>th</sup>.June -3<sup>rd</sup>.July (14 nights).Sarzeau,South Brittany,France.**

Rally Marshals:Dorothy & Baz Wellard Tel.No 01329 231 259,assisted by May & Derek Armitage & Brian Thomas. **THIS RALLY IS NOW FULL.**

**4<sup>th</sup> - 7<sup>th</sup>. July (3 nights) Prestwood Steam Fair,Great Missenden,Bucks.**

Rally Marshals:Ann & Norman Ailward.

Fee for the weekend £15.00 plus Rally Fee of £1.20 per unit(Incl.VAT)..

Fee includes unlimited entrance to the Steam Rally.This is a GREEN FIELD site and own toilets are essential.

*No arrivals before 1.00p.m. Friday*

Rally slips & cheques to Mrs. C.A. Ailward 77b Park View,Moulton ,Northampton.NN3 7UZ. Tel.No. 01604 790 095

**Directions:**From A413 Great Missenden take A4128 to Prestwood and follow Steam Rally signs.

**11<sup>th</sup> - 13<sup>th</sup>. CLUB & COMPANY RALLY,**

**Three Counties Showground,Malvern,Worcs.**

Applications forms should be in this Newsletter.Please return by the closing date.

**17<sup>th</sup> - 20<sup>th</sup>. July (3 nights). Abbeygate College,Nr. Chester.**

Rally Marshals: Duncan & Jean Ellis.

**Full details will appear in the June Rally Supplement.**

**18<sup>th</sup> - 20<sup>th</sup>. Midsummer Music & Leisure Show,Lincoln Racecourse.**

**As there have been no volunteers to marshal at this show there will be no Club rally.**

**24<sup>th</sup> - 27th. July ( 3 nights).Beacon Park,Lichfield,Staffs.**

Rally Marshals: Tricia & Ted Pratt & helpers.

Site Fee:£4.50 per night. NO ELECTRICITY. Rally Fee:£2.35 (Both include VAT).

Booking slips & cheques payable to P.M.Pratt,3 Grafton Road, Stapenhill,Burton on Trent,Staffs.DE15 9DN.Tel.No. 01283 538 818.

You may arrive on Thursday p.m.(this is virtually a green field site although toilets & disabled toilets are available in Beacon Park.

Saturday Evening Get - Together includes Jacket Potato,Dessert & Drink. -£4.00 per head,pay with booking slip.

**Attractions:** Park is adjacent to Lichfield City Centre & Cathedral.

Small golf course,pitch & putt,tennis & bowls.

**Directions:** Beacon Park is situated in Lichfield just off the A51 Tamworth to Rugeley Road,Go round the island with the Bowling Green Pub in the middle,take the A51 Rugeley/Stafford Road,turn immediately **right** down Walsall Road,then **left** into Lower Sandford Street.Follow signs for Car Park Beacon Park,through the car park keeping to the **right**.

*If you wish to organise a rally in 2003 then please contact me as soon as possible to enable me to advertise the rally in this supplement.*

*We depend on volunteers within the Club to act as rally Marshals.*

*If you know of a suitable site why not think about running a rally.*

*It is not difficult and help is available.It is important that all potential rally dates and venues are checked with me first as, unless they are approved by the Club,there will be no Public Liability Insurance.*

*Neil C. Rogers*

*3 Appleby Close,*

*Aldbrough St. John,*

*Richmond,*

*North Yorks,*

*DL11 7TT.*

*Tel./Fax. No. 01325 374 540*

*E-Mail. [ncr@nasuwt.net](mailto:ncr@nasuwt.net)*

Local assistant: Jerry Haxton (01483 223 476) Woking,Surrey.

**E & O E**

Rally : ..... Date: .....

Your name and address(Please PRINT) .....

.....

..... Post code: .....

Phone No.: ..... Van Reg: .....

Membership No: ..... Day/Time of arrival: .....

In the event of an emergency at the rally whom should we contact?

Name ..... Phone No. ....

**Please complete both sides of the form!**

.....

Rally : ..... Date: .....

Your name and address(Please PRINT) .....

.....

..... Post code: .....

Phone No.: ..... Van Reg: .....

Membership No: ..... Day/Time of arrival: .....

In the event of an emergency at the rally whom should we contact?

Name ..... Phone No. ....

**Please complete both sides of the form!**

.....

Rally : ..... Date: .....

Your name and address(Please PRINT) .....

.....

..... Post code: .....

Phone No.: ..... Van Reg: .....

Membership No: ..... Day/Time of arrival: .....

In the event of an emergency at the rally whom should we contact?

Name ..... Phone No. ....

**Please complete both sides of the form!**

+Is this your first ASOC rally? Please tick box. Yes  No   
Number of people in your van: Adults..... Children.....

Names of Adults.....

Names of Children (including ages).....

Extras: Please indicate which you would like, if available:

Electricity: Yes  No  Evening meal: Yes  No

Have you any special needs? Yes  No  If Yes please specify:-

Full payment MUST accompany this slip-cheques payable to the marshal.  
**POST FORM TO REACH MARSHAL 14 DAYS BEFORE EVENT,IF POSSIBLE PLEASE!**

Is this your first ASOC rally? Please tick box. Yes  No   
Number of people in your van: Adults..... Children.....

Names of Adults.....

Names of Children (including ages).....

Extras: Please indicate which you would like, if available:

Electricity: Yes  No  Evening meal : Yes  No

Have you any special needs? Yes  No  If Yes please specify:-

Full payment MUST accompany this slip-cheques payable to the marshal.  
**POST FORM TO REACH MARSHAL 14 DAYS BEFORE EVENT,IF POSSIBLE PLEASE!**

Is this your first ASOC rally? Please tick box. Yes  No   
Number of people in your van: Adults..... Children.....

Names of Adults.....

Names of Children (including ages).....

Extras: Please indicate which you would like, if available

Electricity: Yes  No  Evening meal if arranged: Yes  No

Have you any special needs? Yes  No  If Yes please specify:-

Full payment MUST accompany this slip-cheques payable to the marshal.  
**POST FORM TO REACH MARSHAL 14 DAYS BEFORE EVENT,IF POSSIBLE PLEASE**

<b>Amethyst</b>	<b>Bedford CB22</b>	<b>Clubman</b>
<b>Duetto</b>	<b>Excelsior</b>	<b>Executive</b>
<b>New Executive</b>	<b>Flair</b>	<b>Frisky</b>
<b>Harmony</b>	<b>Original Legend</b>	<b>New Legend</b>
<b>Medallion (Mercedes)</b>	<b>Medallion (VW)</b>	<b>Omega</b>
<b>Rambler</b>	<b>Rapport</b>	<b>Recro</b>
<b>Rimini</b>	<b>Romero</b>	<b>Sportsman</b>
<b>Symphony</b>	<b>Talent</b>	<b>Talisman</b>
<b>New Talisman</b>	<b>Trident Mk 1</b>	<b>T4 Trident</b>
<b>Trooper Mk 1</b>	<b>Trooper</b>	<b>Trophy</b>
<b>VW LT 28</b>		

These patterns were worked out for us by Betty and Joe Jacobs who, for health reasons, have had to retire from the Club. I have been trying to make some patterns for the newer vans which A-S have manufactured but, unfortunately, so far we have not been able to get suitable pictures which would convert to the patterns. But we shall keep on trying and will let you know as, when and if we are successful.

---===oooOOOooo===---

## **Van Change**

As we have changed our A-S van for another make we shall, unfortunately, no longer be able to be members of the Club. We

would just like to say "Thank You" to all the many friends we have made and all the organisers of rallies that we have enjoyed throughout our time as members. We hope to see some of you on our travels in the future. Happy Travelling!

*Marion and Ralph Taylor*

We are sorry to see you leave but perhaps when you get fed up with your new vehicle you will buy another A-S and rejoin. Don't forget to wave when you pass!

-----oooOOOOoo-----

## L.P.G.

I am indebted to *Arthur Irving* who has kindly obtained a copy of the Calor leaflet about the revisions to the installation of gas in our vans. He has sent this to me so that I can bring you somewhat up to date with the new regulations.

In brief these are the facts. The new standard, known as EN 1949, comes into effect for the 2004 season, which means that any motorhome, touring caravan or caravan holiday home which is manufactured from September 2003 will have to comply with the new standard. This standard partially replaces the British Standard BS5482 Part 2. However, BS5482 will be retained in a modified form.

The aim is to harmonise the installation of LPG across Europe. The LPG supply will be regulated to a pressure of 30 mbar. Basically, the new vehicles will have the regulator for the gas mounted on a bulkhead, presumably within the gas locker. It will be labelled "30mbar" and will have a "pigtail" connector for UK LPG cylinders. For travel abroad you will need to obtain a suitable "pigtail" connector for use with whatever cylinders you will be using in the country you are visiting.

Two points to note. (1) You will NOT be able to use the present cylinders and regulators in the new vans because the

equipment will have been manufactured to take the different pressure. (2) Your present vehicle is NOT affected by the change and you cannot obtain the new style of regulator to fit your van because your present gas equipment will not work with the different pressure.

So, if you buy a new van from September 2003 onwards you will find that it is subject to the latest regulations and works at 30mbar pressure in the gas system. But if you have a gas barbecue or similar free standing gas appliance, you may need to take the present day cylinders and regulators with you to make them work!

For further details you could contact Calor to obtain a copy of their leaflet. The telephone number is 0800 662 663. For information on suitable connectors for use in European countries you could visit the National Caravan Council website: [www.thecaravan.net](http://www.thecaravan.net) or for general information on caravanning try: [www.caravanning-online.co.uk](http://www.caravanning-online.co.uk). If you require information about barbecues and patio heaters visit: [www.calorbbqshop.co.uk](http://www.calorbbqshop.co.uk).

Don't forget, your present gas setup is quite OK and will continue to be so - you do not have to change. However, I presume that if you are so attached to your present van that you cannot bear to change it and you want to take advantage of this new regulation, you could have all the gas appliances inside changed to the new setup and then have the new regulator fitted. But I am, as always, open to correction! I would also add "Dear Mother, is it worth it?"

---====oooOOOOoo====---

## Replies to Questions

A reply to some of the questions raised in the April Newsletter. Ref the Symbol. *Helen* keeps her bread and bakery in the cupboard below the oven. (One could question the mentality of the person who put the gas and electric switches in this same cupboard. He certainly does not have the creaky joints that I have!) She keeps her pots and pans in the oven. The space beside the

Truma water heater can be utilised by putting a false floor over the boiler dump valve. An access to the valve covered by a swiveling piece of plywood. I have also halved the cover board over this space making it easier to get to items kept there. I have a shallow 8" wide shelf over the rear of the wire basket under the forward facing rear seat which holds items 2" to 3" high. *Helen* uses the safe under the passenger seat for her shoes.

I then did what *Brian Smith* did in his previous Symphony - made a shallow cupboard behind the toilet. This was quite easily done. It entails re-aligning the hot and cold pipes and extending the waste pipe into the corner out of the way. There are two wooden spacers between the back panel and the toilet panel. Remove the bottom one. The frame of your cupboard will act as a spacer. It won't be very deep but I can get my 12 foot water hose, the short mains lead, car shampoo, sponge, extending brush in there. When we are parked up *Helen* pulls the curtains around the seats.

Curtains. In our previous van, an Excelsior, *Helen* decided to renew all the curtains. Having got the material at the Club & Company Rally. The cab curtains were fiddly to get down, the side window curtains were fairly easy as they came off the spring clips and were easily clipped back up. The rear window curtain was a different story altogether. This entails lying on your back scrunched up like a monkey trying to see and reach the minute screws that hold it up. Finally the job was done although a magnetic tipped screwdriver is needed to get the screws back in position!

*George Galbraith*

-----oooOOOOoo-----

## More Answers

In the April Newsletter *Ian McGregor* wrote in respect of window problems with his VW Trident. Perhaps I might respond to this.

We have recently become aware that on older model Volkswagens, where black reflective paint was applied to the inner

face of side and rear windows, that this paint over the course of time has crazed, flaked and in certain instances peeled. Immediately this came to light we changed to different suppliers for these materials which includes a much more effective etching primer to which the black paint adheres. Since this time we have not experienced any further problems.

As a gesture of goodwill we are always most happy, here at the Motorhome Service Centre, to carry out remedial work free of charge other than passing on the cost for the removal of the affected window by a windscreen specialist. The price we are charged, per window, by such specialists is £100.00 inclusive of VAT. Understandably, if more than one window is affected and requires removal, the unit cost is decreased. It is this charge and this charge alone that we have to pass on to our customers; our own work is, of course, free.

This arrangement can only effectively be carried out here at the Motorhome Service Centre. I note that *Ian* asked if there was a Manchester based contractor which, unfortunately, there is not. However, we are always happy to make a similar arrangement through any of our A-S dealers if any customers who are suffering from this problem are good enough to contact us here beforehand.

On reading *Roger Mason's* comments in March regarding the Carver Cascade, together with those of *Gordon Finlayson* and others, I raised this matter with Truma (UK) Ltd. As members are probably aware, Truma took over the manufacturing and spares concurring from Carver and Co. Ltd., who ceased trading some 3 - 4 years ago. The recommendation from Truma is that every two or three years the hot and cold water inlet plastic connectors to the Carver Rapide/Cascade units are replaced since obviously plastic becomes brittle and degrades with age.

The hot water outlet (Part No. 101026) is available for £2.38 + VAT; the cold water inlet (Part No. 101036) for £3.57 + VAT. Most caravan stockists hold these parts but if any owner has difficulty in obtaining them a call to Truma (UK) Ltd on 012 8352 8201 would give details of local Truma stockists. Alan Jones, Service Manager of Truma on the above number, is the former

Service Manager of Carver and would be only too pleased to help in any way possible - likewise, of course, so would we be at the Motorhome Service Centre here.

*Vera and Bob Hewitt* questioned the problem of removing curtains. For Spring cleaning curtains should ideally be washed at 40°C or dry cleaned - in both instances to avoid shrinkage. On most of our models and on the Monocoque / Coachbuilts in particular, the curtains are best removed from the outside whereby access to the rails and pelmets is very much easier.

Of course, on the sandwich construction models (Ravenna, Pescara, Pollensa, Palermos, Sherbourne etc.) the curtains simply pull out of their clips in the runners, but access from the outside on the Monocoque models is very much easier, albeit still a bit of a fiddle.

*Charles Trevelyan.*

Thank you, *Charles*, as always for some useful comments "straight from the horse's mouth", if you will pardon the expression. I am amused by the suggestion that it is easier to take the curtains down from the outside. This seems to me to mean taking the windows completely out of the van - quite a task when you are not in the workshop!

In the case of the Cascade problems, having been caught by the same thing on a couple of occasions now, I am still rather surprised that the manufacturers have not yet come up with either a better quality plastic which does not degrade to the same degree or some other alternative. I am sure that most of us would prefer to pay a little more for the various bits if they did not require what seems to be such frequent attention. On top of that, it can be a difficult job for those of us at home. Taking it in to have the job done costs labour charges which we all know can be rather on the high side - particularly for many members who are on somewhat limited financial circumstances.

---====oooOOOooo====---

# BLINDS / FLY SCREENS

Can someone please give me some advice? In my Harmony I have blinds which rattle. A fax to A-S gave an answer that "an immediate solution is to have the torsion bar assemblies removed, sleeved, and then re-torsioned and replaced".

Can anyone say how this can be done?

*Derek Roberts*

---===oooOOOooo===---

## Obituary

We have been advised that *Dorothy Reynolds* passed away on Tuesday, 18th March 2003 after a period of illness, bravely borne. She will be well remembered by many people who attended the Club and Company rallies because she often had a craft stall where she displayed various crafts, including hand-painted silk ties and scarves and paintings in pastels and acrylics. Our condolences are offered to her husband, *Nial*, who was for some time on the Club Committee and to their family.

---===oooOOOooo===---



## FOR SALE

\*\*\* CORRECTION \*\*\*

Talisman GL, 2000cc petrol. 'K' reg. 25,000 miles. 4 berth. Alarm, Silver Screens, Omnistor awning. 12 months MOT. Non smokers, no pets. Excellent

condition. Reluctant sale due to ill health. **£15,000.00**. Tel: Sally & Don Gale on 0121 706 3521 (Solihull).

**This is a correction** to the advert printed last month. Sorry, the price was misquoted due to finger slippage!



#####

To suit Ford Transit van conversions. Protect your rear end - Hope Bumper/Step incorporating tow bar. Ex '95 Duetto. Easy fitting. £140.00. Ford alloy spare wheel c/w tyre. New and unused. £50.00. Spare clutch cable (unused). £10.00. Haynes Manual (all diesel Transits 1986/95) £6.00. Tel: Reg Whinney on 019 8061 0220 (Salisbury, Wilts.)

Thanks for the donation.

#####

Peugeot Executive 1.9 TDi. Reg No. VX 51 FTF. Top class condition. 6,200 miles enjoyed by present owner who, due to health reasons, is very reluctantly forced to sell. Many extras including Fiamma Privacy 2000 extension room, extra Calor gas tank, 15 gal grey water container, two relaxing chairs etc and dual voltage colour TV. £28,320.00 ovno. No timewasters, please. Tel: Fred Merson on 012 2533 2466 (Bath).

Thanks for the donation.

#####

Talisman GL. 2.0L petrol, 1990 'H' reg. 40,000 miles. Air suspension, Fiamma awning, Silver Screens. Excellent condition. Taxed and MOT until September. Genuine reason for sale. £10,750.00 ono. Tel: Martin Prickett on 019 3462 2773 (Weston-super-Mare).

Thanks for the donation.



#####

VW Clubman, 1996 'P' reg. Only 24,000 miles. Excellent condition. Retired owners. Automatic, 2.4l petrol. Fiamma cycle rack fitted. FSH, all documents from new. MOT to September 21st 2003. Usual A-S specification. £19,500.00.

Also required to purchase, or PX for above, VW Topaz, 2.5l petrol automatic. Must be low mileage and in excellent condition. Price around £23,000.00. Tel Eric Holt on 019 7835 6825 (Wrexham, North Wales).

Thanks for the donation.

#####

Ford Transit Flair, 2/4 berth high-top. 1997 'P' reg. 2.0l petrol. 11,000 miles. P.A.S., Van Bitz alarm/immobiliser. New unused free standing awning plus Fiamma canopy, cassette toilet, gas/electric water heating and fridge, Silver Screen exterior and interior screens, new rear half exhaust, all manuals. Taxed and MOT. One owner. £15,000.00 ono. Tel Baz Skane on 018 7385 4569 (Abergavenny, Monmouthshire).

Thanks for the donation.

#####

Safari Room for 3m awning, as new. £140.00. Omnistor bike lift - 2 bike size. £80.00. Aluminium wheel chair ramp for motorhome. £50.00. Tel: Brian Betterton on 012 3482 2364 (Pavenham, North Beds.)

#####

## Contents

Underseal.....	3	New Club personal name badge.....	10
Club & Company Rally 2003.....	3	Cross Stitch Patterns.....	10
Topaz Questions.....	4	Van Change.....	11
From the Factory.....	5	L.P.G.....	12
Peak Rail Rally.....	6	Replies to Questions.....	13
Kindness in the Club.....	7	More Answers.....	14
Older Bedford CF 250.....	7	Blinds / Fly Screens.....	17
Curtains.....	8	Obituary.....	17
Chairman's Chat.....	9	For Sale.....	17

\*\*\*\*\*

## Committee Members

President	Charles Trevelyan	013 8685 3511
Chairman	Ray Whiley	016 0345 2593
Vice Chairman & Rally Co-ordinator	Neil Rogers	013 2537 4540
Secretary	Janet Sutterby	015 0746 2449
Treasurer	John Tidbury	012 3553 8593
Membership Secretary	Norma Caley	017 7263 2734
Minutes Secretary	Mike Hall	017 7382 4565
Chief Rally Marshal	Ben Mansfield	017 2336 9769
Chairman, AGM Sub-committee	Nora Venables	019 0233 2105
Chairman, Club & Company Sub committee	Andy Cavell	016 3520 1976
Regalia Officer & Chairman TIG Sub-committee	Andrew Entwistle	014 2284 3057
Press Officer	Brian Smith	014 8784 1786
Newsletter Editor	Harry Henthorne	020 8808 9112

\*\*\*\*\*

Any item appearing in this Newsletter may be freely used by other publications. Please acknowledge both Author and Source

\*\*\*\*\*

Items for the Newsletter **MUST** reach your Editor by the **TENTH** of the month. You may post them to 144 Devonshire Hill Lane, London, N17 7NH or E-mail to [harry\\_henthorne@lineone.net](mailto:harry_henthorne@lineone.net). **PLEASE NOTE:** Any E-mail which has an attachment will **NOT** be opened. The Editor reserves the right to edit or omit items. Advertisements for items to be sold or wanted by members are published free of charge; however small donations to Club funds are appreciated and will be acknowledged. No guarantee can be given that any item will appear in the next, or any, issue of the Newsletter. Cheques should be made payable to "Auto-Sleeper Owners' Club" and NOT to 'ASOC' as the bank will not recognise this.

\*\*\*\*\*

**IMPORTANT:** Contributions from Members are published in good faith in the hope that they will prove useful or interesting. All reasonable care has been taken to ensure accuracy but no modification or suggestion has been tested by the Company, the Club or your Editor. Therefore no warranties are expressed or implied nor indemnities given. You try them out at your own risk.

\*\*\*\*\*